

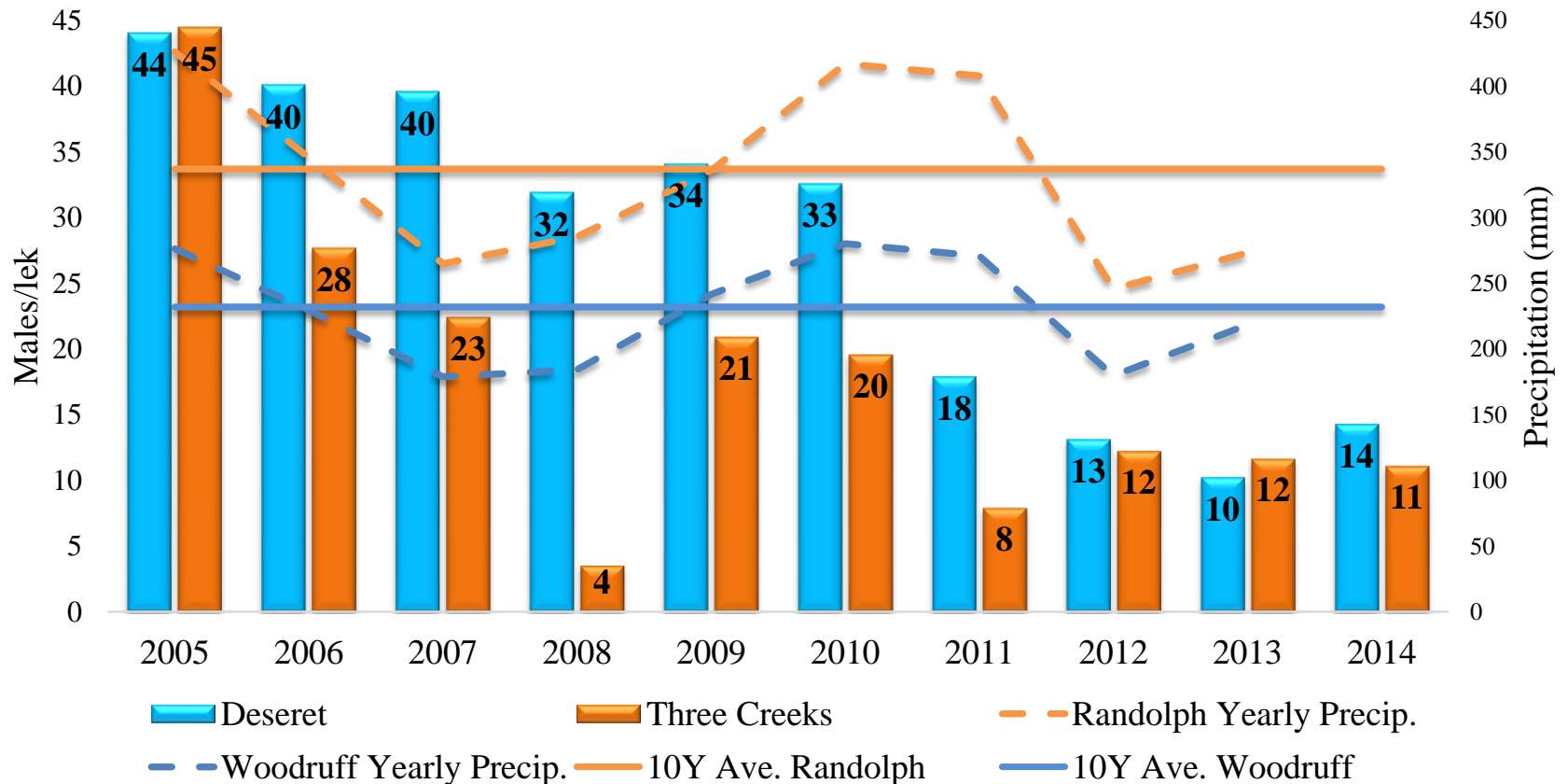
Greater Sage-Grouse Response to Season-long and Prescribed Rotational Livestock Grazing 2014 Research Review



Seth J. Dettenmaier

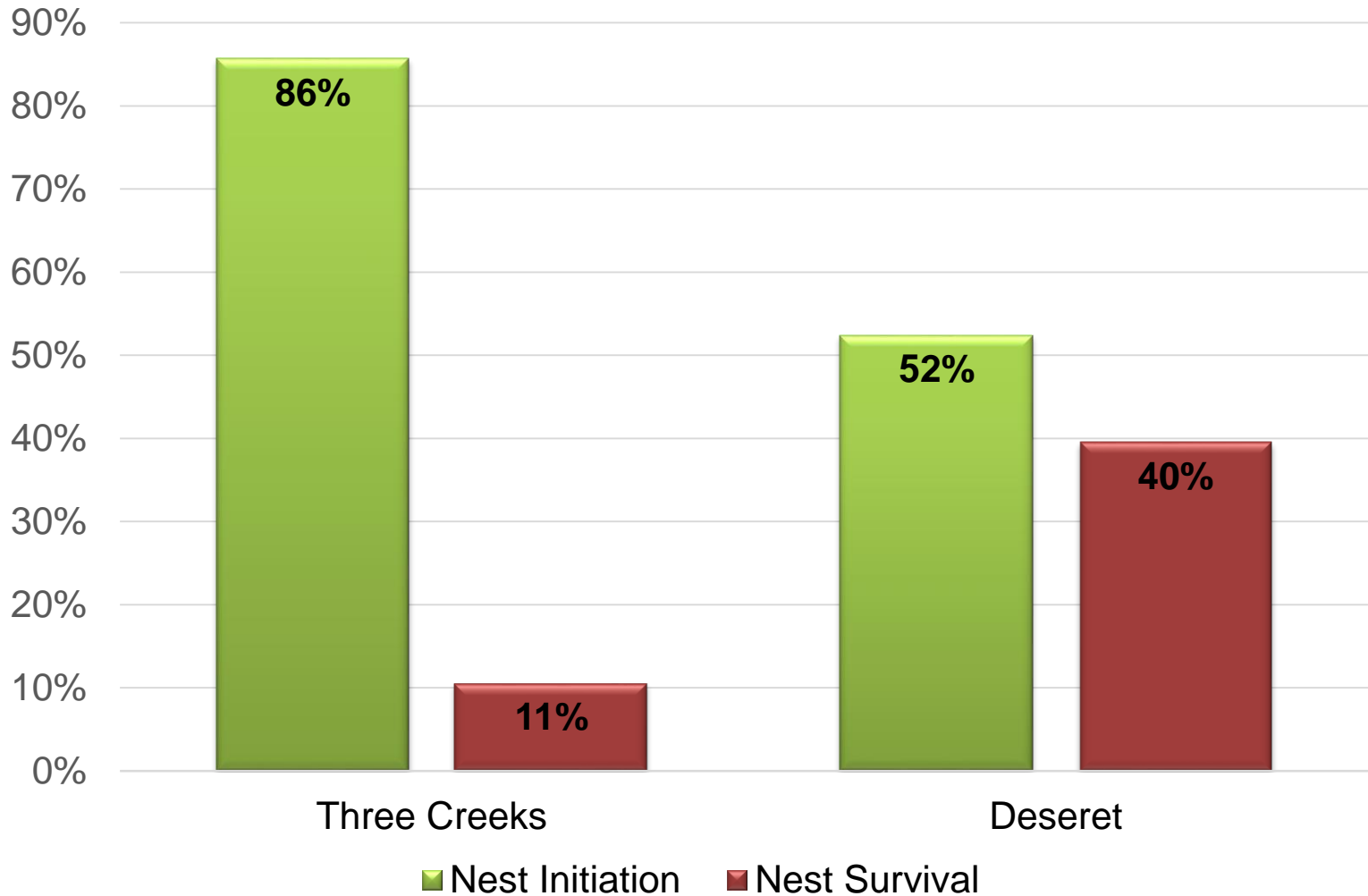
Preliminary Results

2005-14 Lek Counts with Precipitation Data



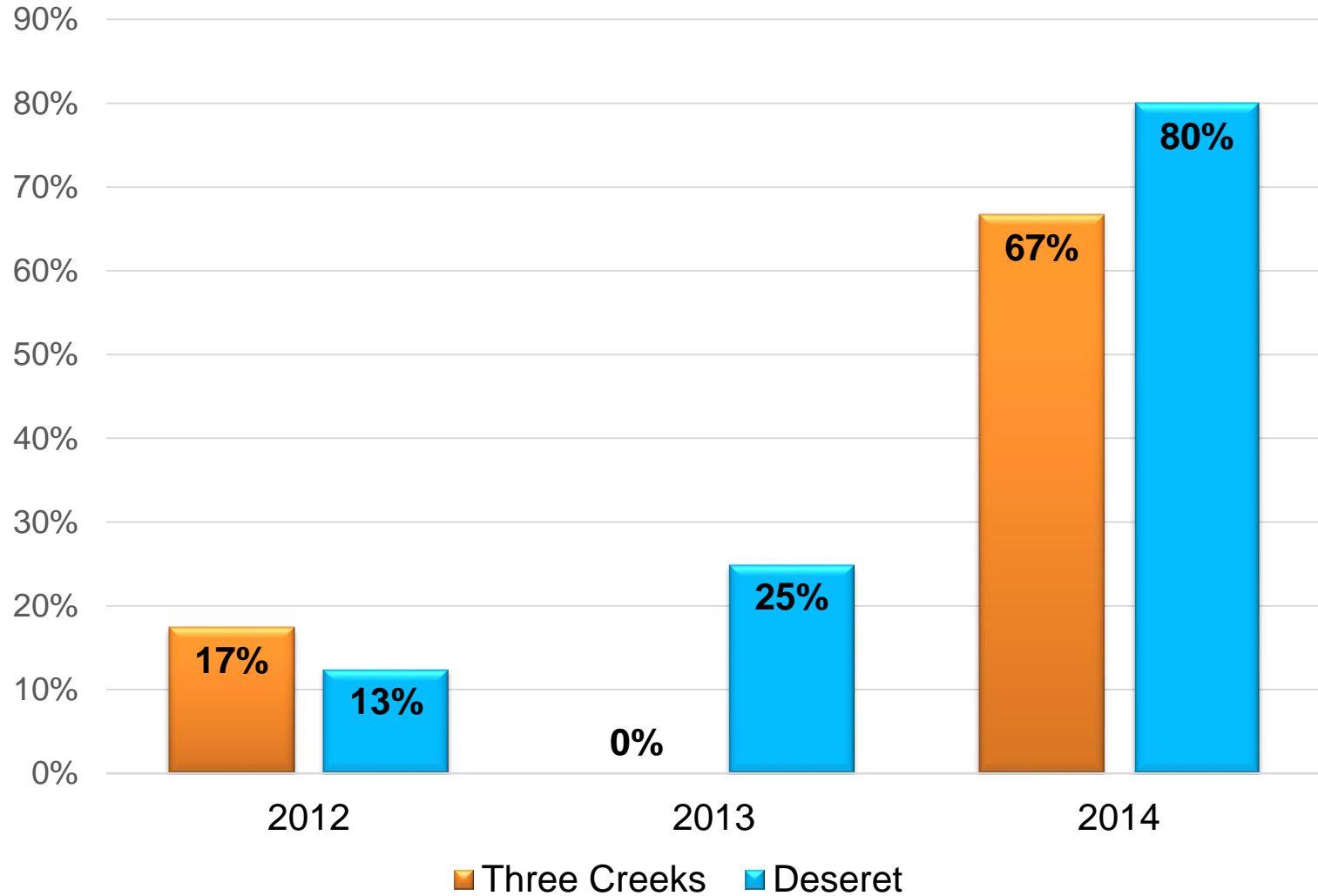
Preliminary Results

2014 Nest Initiation and Nest Survival Rates



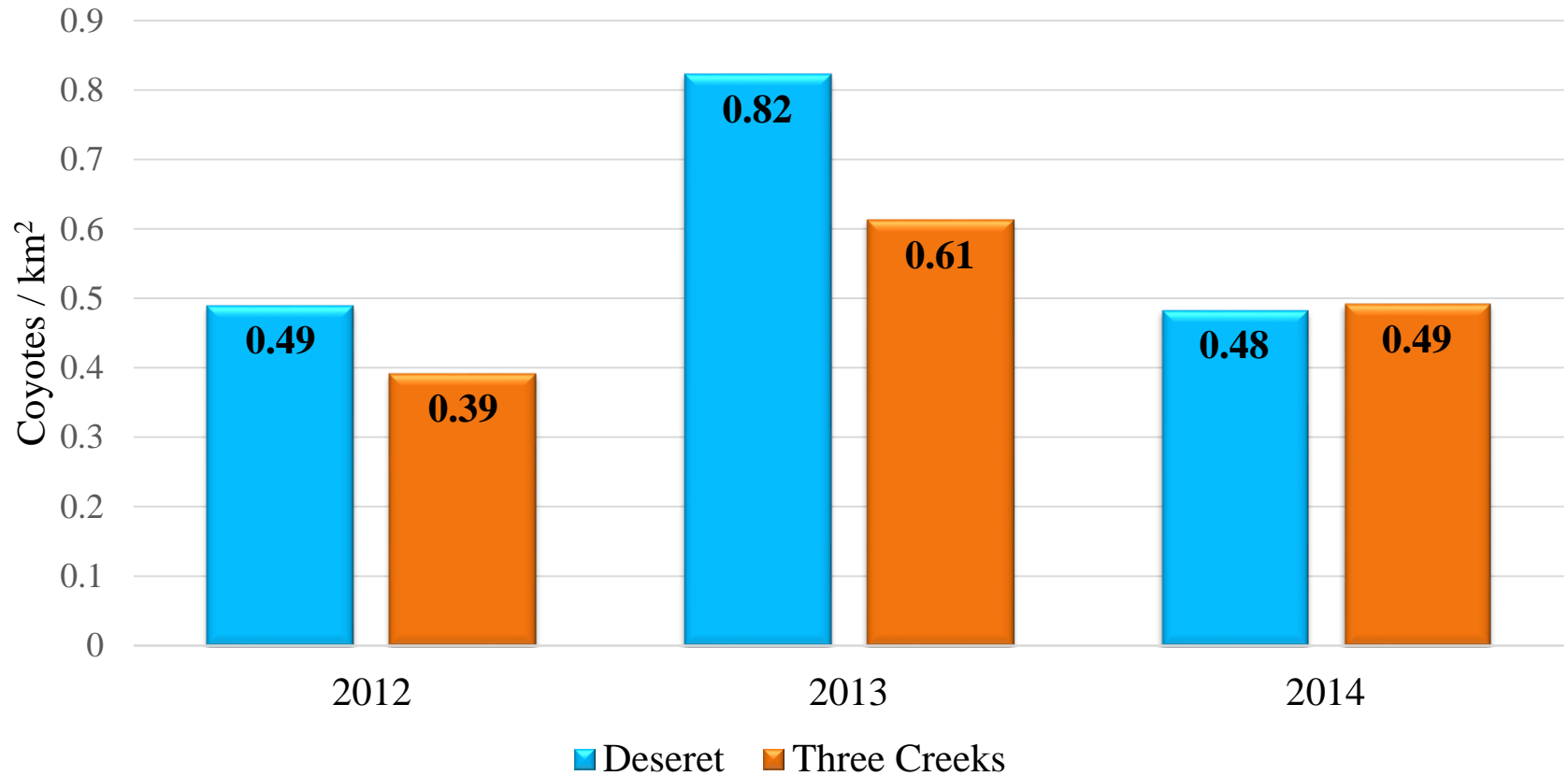
Preliminary Results

Brood Success 2012-2014



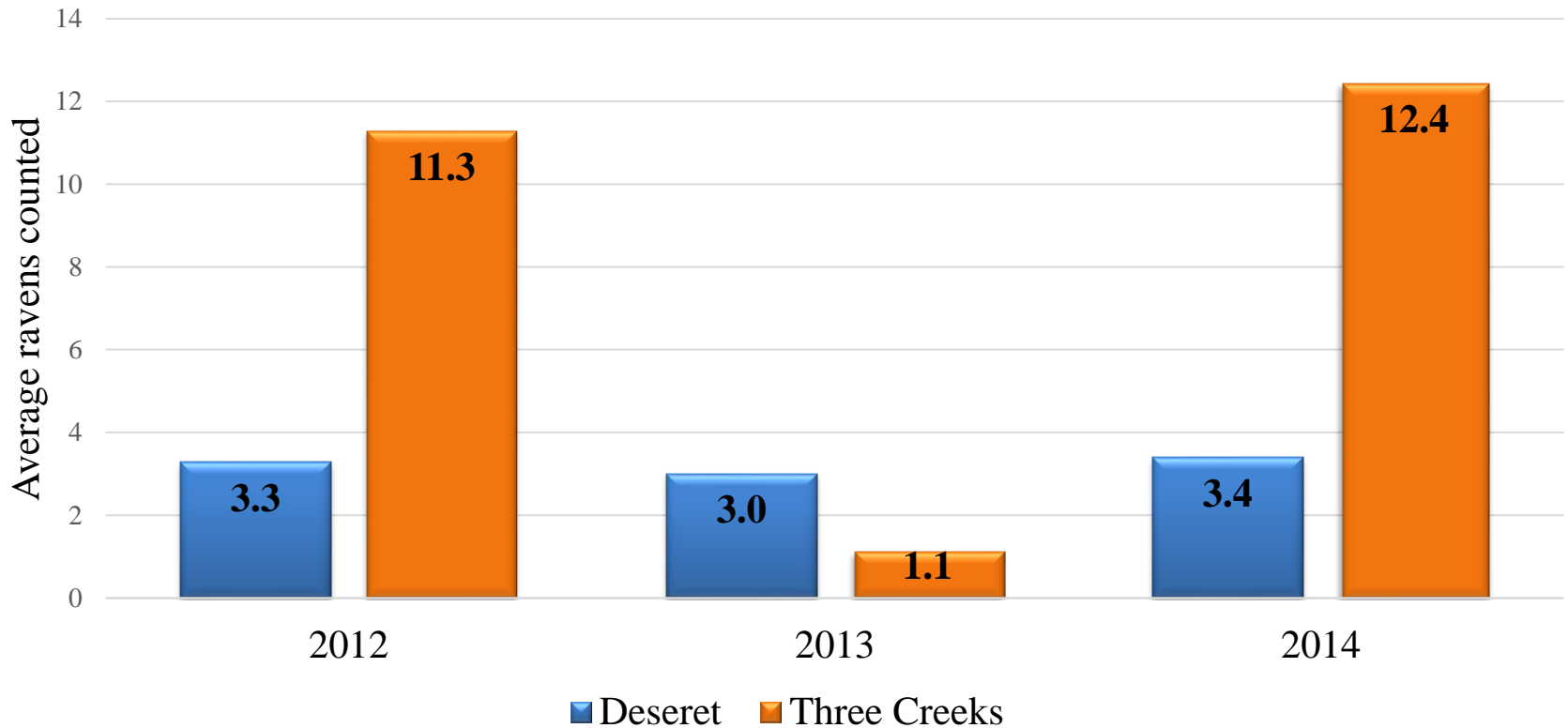
Preliminary Results

Estimated Coyote Densities (coyotes/km²)



Preliminary Results

**Average Number of Ravens
Observed per Survey Day**



Vegetation Results

2012-2013

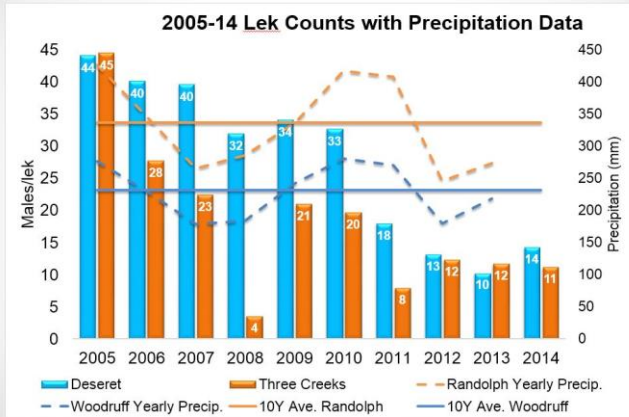
	Deseret Land & Livestock					Three Creeks			
	Nest	Paired	Brood	Paired		Nest	Paired	Brood	Paired
%Cover									
Shrub	30.0	26.8	17.7	20.4		29.0	29.8	32.4	28.5
Grass	16.5	13.0	21.8	14.2		16.0	15.5	18.7	12.3
Forb	5.4	5.3	9.3	7.4		7.2	7.3	9.4	8.2
Litter	73.0	70.0	75.0	74.5		70.4	72.8	72.9	65.5
Bare Ground	21.3	24.2	19.4	22.3		16.5	19.2	17.7	22.4
Height (cm)									
Grass	11.8	11.8	12.2	12.5		9.5	9.7	11.5	10.6
Forb	4.8	4.5	5.8	6.0		4.2	4.6	5.6	5.0
Robel (cm)	57.2	49.4				58.1	49.0		

Nest Survival Results

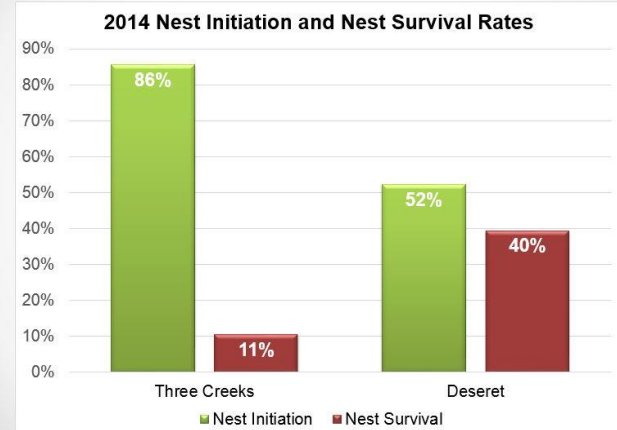
	Model	npar	AICc	DeltaAICc	weight	Deviance
9	S ~ Site + Year	4	293.7709	0	0.29064953	285.7352
4	S ~ Site	2	294.9043	1.133399	0.16491314	290.8936
12	S ~ Year	3	295.9465	2.175582	0.09793725	289.9251
1	S ~ Null	1	296.2099	2.438979	0.08585233	294.2063
8	S ~ Site + Robel	3	296.2494	2.478502	0.08417239	290.228
2	S ~ PG Height	2	296.6147	2.843789	0.07012111	292.604
7	S ~ Site * Year	6	297.3524	3.581425	0.04849233	285.2772
11	S ~ Total Grass Cover	2	298.0315	4.260579	0.03453001	294.0208
10	S ~ Time	2	298.0953	4.324359	0.03344622	294.0846
3	S ~ Robel Ave	2	298.1928	4.421849	0.03185499	294.1821
5	S ~ Site * Robel	4	298.1994	4.42849	0.03174938	290.1637
6	S ~ Site * Time	4	298.5774	4.80652	0.02628131	290.5417

Summary

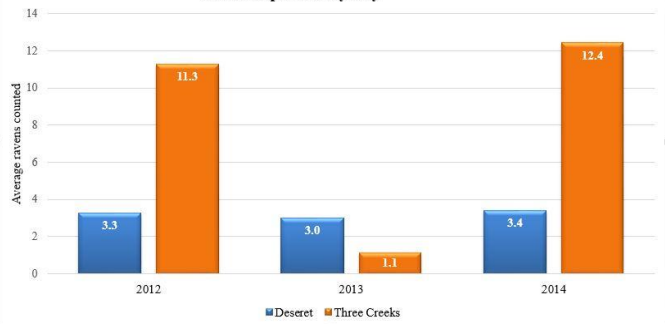
Preliminary Results



Preliminary Results



Average Number of Ravens Observed per Survey Day



Vegetation Results 2012-2013

	Deseret Land & Livestock				Three Creeks			
	Nest	Paired	Brood	Paired	Nest	Paired	Brood	Paired
%Cover								
Shrub	30.0	26.8	17.7	20.4	29.0	29.8	32.4	28.5
Grass	16.5	13.0	21.8	14.2	16.0	15.5	18.7	12.3
Forb	5.4	5.3	9.3	7.4	7.2	7.3	9.4	8.2
Litter	73.0	70.0	75.0	74.5	70.4	72.8	72.9	65.5
Bare Ground	21.3	24.2	19.4	22.3	16.5	19.2	17.7	22.4
Height (cm)								
Grass	11.8	11.8	12.2	12.5	9.5	9.7	11.5	10.6
Forb	4.6	4.5	5.6	6.0	4.2	4.6	5.6	5.0
Robel (cm)	57.2	49.4			58.1	49.0		