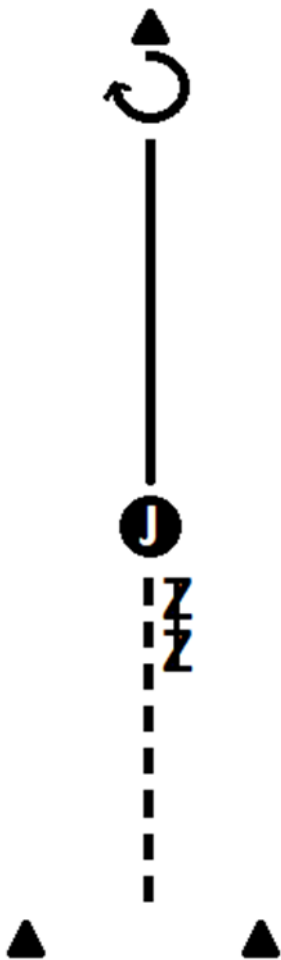


JUNIOR

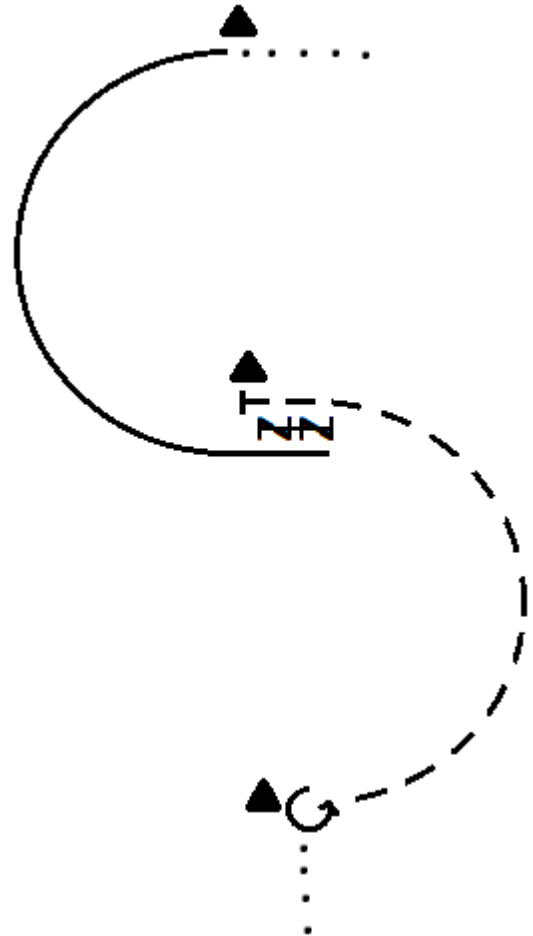
Two-Handed Patterns

SHOWMANSHIP



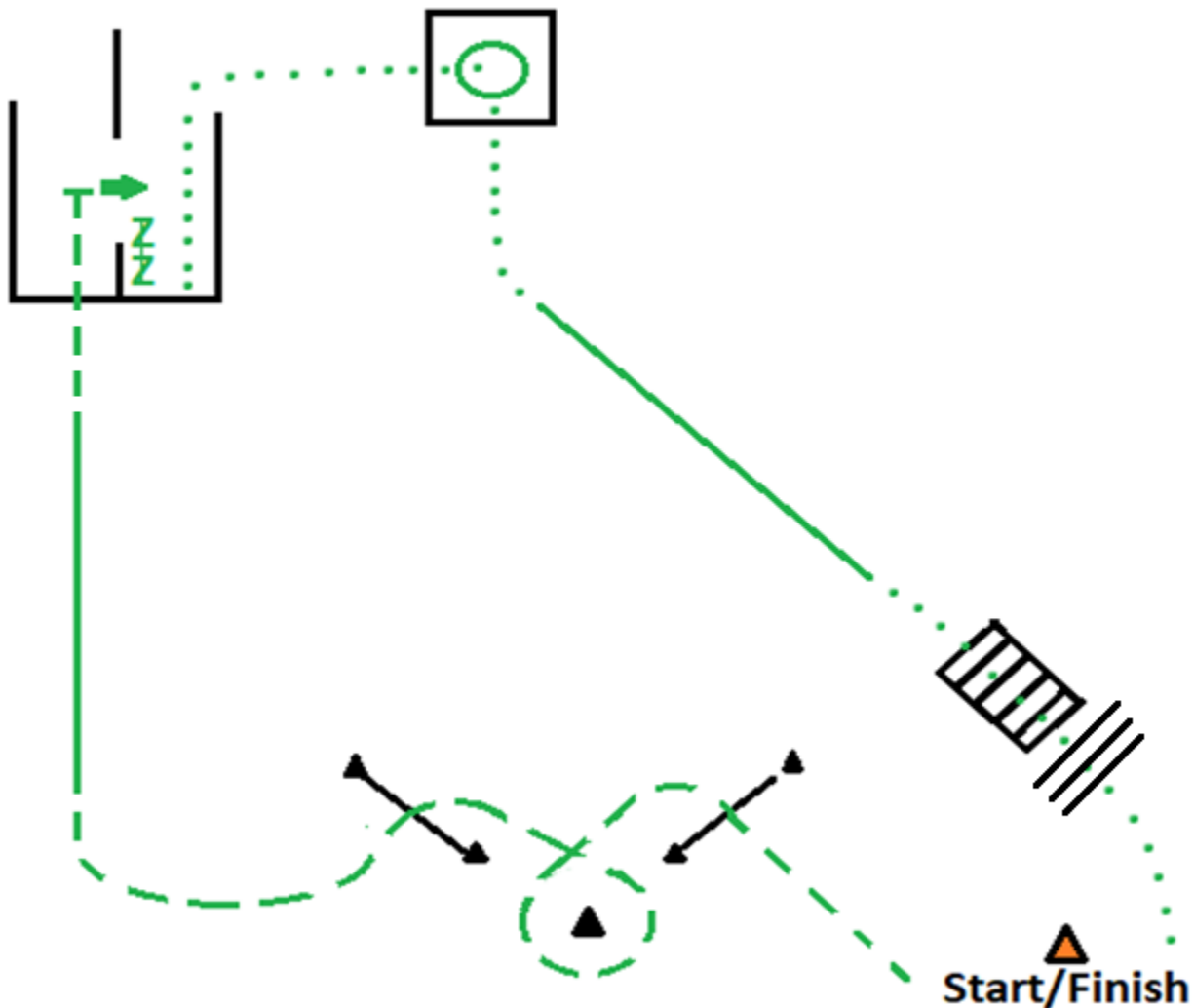
- 1-Start between cones; walk to Judge; set-up.
- 2-When inspection is finished, complete an Easy fluent back.
- 3-Jog to ringstewart/cone; stop, do not set and Complete a 270 pivot
- 4-Stop and acknowledge judge for dismissal

EQUITATION



- 1-start below first cone; walk up to cone
And stop
- 2-Complete a 270 pivot to the LEFT
- 3-Jog a half circle up to the next cone; stop
- 4-Back 5 steps
- 5-Lope off on the Right Lead circling to the next cone.
- 6-At the cone break to a walk and exit the Arena.

Two-Handed : JUNIOR : TRAIL



- 1-begin at start cone and continue jogging over logs and weaving through the cones as shown
- 2-Lope on the Right Lead; break to a jog before log obstacle and jog into obstacle
- 3-Stop with horse able to sidepass RIGHT through the opening in logs
- 4-When through the sidepass, back till back legs almost touch the log
- 5-walk straight out of obstacle and into the square
- 6-Complete a 450 pivot to the RIGHT and walk out of square
- 7-Lope on the Left Lead; break to a walk before the bridge
- 8-Walk over the bridge and walk logs with no hesitation and continue walking to the finish cone
- 9-Stop to show completion of pattern