



States of Matter

Readers Theater with Spoon Puppets

Muria Everitt, 4-H Afterschool Coordinator
Shannon Cromwell, Extension Associate Professor
Matt Palmer, Extension Associate Professor
Brandi Reber, Youth Programs Coordinator
Utah State University Extension, Sanpete County

Utah State University is an affirmative action/equal opportunity institution and is committed to a learning and working environment free from discrimination. For USU's non-discrimination notice, see equity.usu.edu/non-discrimination.

EXTENSION 
UtahStateUniversity.

Introduction

"Making Ice Cream" is a short play about a family who works together to make a fun treat: ice cream. As youth act out the play using spoon puppets they have created, the subject of liquids and solids are discussed. Youth will be encouraged to use their imaginations to create a family of puppets. After making the puppets and rehearsing the play, youth can perform the play for family and friends.

Objectives

This kit is designed to have youth plan ahead, use their imaginations, practice presenting and acting out a short play. The script contains information about the solid and liquid states of matter. After reading through and performing the play, youth will be able to recognize that ice cream ingredients start in various states of matter and that they come together to eventually make a solid.

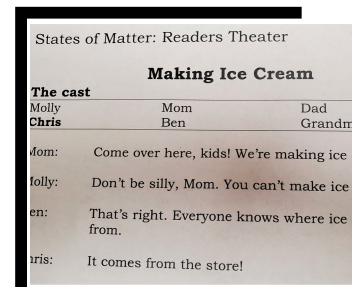
Supply List

- Instructions
- States of Matter Script
- 6 Plastic Spoons
- Felt
- Glue
- Pipe Cleaners
- Yarn
- 12 Googly Eyes

Do: Step 1

Plan the spoon puppets:

1. Look at the characters on the script.
2. Lay out all of the materials to make the puppet
3. Plan how you would like each character to look.



Step 2

Create the spoon puppets:


1. Cut out pieces of felt, yarn, pipe cleaners etc.
2. Glue the eyes to the spoons
3. Glue the other materials on the spoon to create hats, hair, clothing, etc.



Step 3

Practice acting out the play using the puppets.


1. Read through the play.
2. Pay close attention to the different states of matter that you read about.
3. Use the puppets to act out each part.



Final Product

Puppet Show!

1. Have a puppet show for your family and friends.



Reflect

- Why is it important to plan before you make the puppets?
- Why would it be important to read through the script and practice before you present it as a play?
- How did making ice cream help you learn about the states of matter?



Apply

- The next time you are doing a project remember to plan ahead. You could practice this by making a recipe and taking all the ingredients out before you start mixing.
- Use your puppets to act out more plays for your family and friends.



Mastery

- Enter your finished puppets in the County Fair.
- Write your own play to act out, this could also be entered in the fair.

For additional Help

Please watch our tutorial on You Tube:

<https://youtu.be/OGAYUPpw0yg>