


**Sanpete County 4-H Western Horse**  
**Juniors, Intermediate & Senior Showmanship Pattern**  
**Show #1 (and 2,3,4 for Juniors)**  
**Pattern #4**



Start at Gate cones

- 1-When acknowledged walk to judge; stop
- 2-Set for Inspection
- 3-At end of inspection, back the horse (fluid back, do not count steps, back straight and properly)
- 4-Jog off to steward; stop
- 5-Complete a 270 pivot; hesitate to show completion of pattern.

**Sanpete County 4-H Western Horse  
Intermediate & Senior Showmanship Pattern**

**Show # 2**

**Silver Heels Pattern**

Silver Heels Riding Club  
Novice WT Showmanship

Be ready at A

1. Walk halfway to B
2. Trot to and around B as shown
3. Stop when just past B and perform a 360 degree turn
4. Walk to judge and set up for inspection
5. When dismissed, back one horse length
6. Perform a 90 degree turn and trot away.

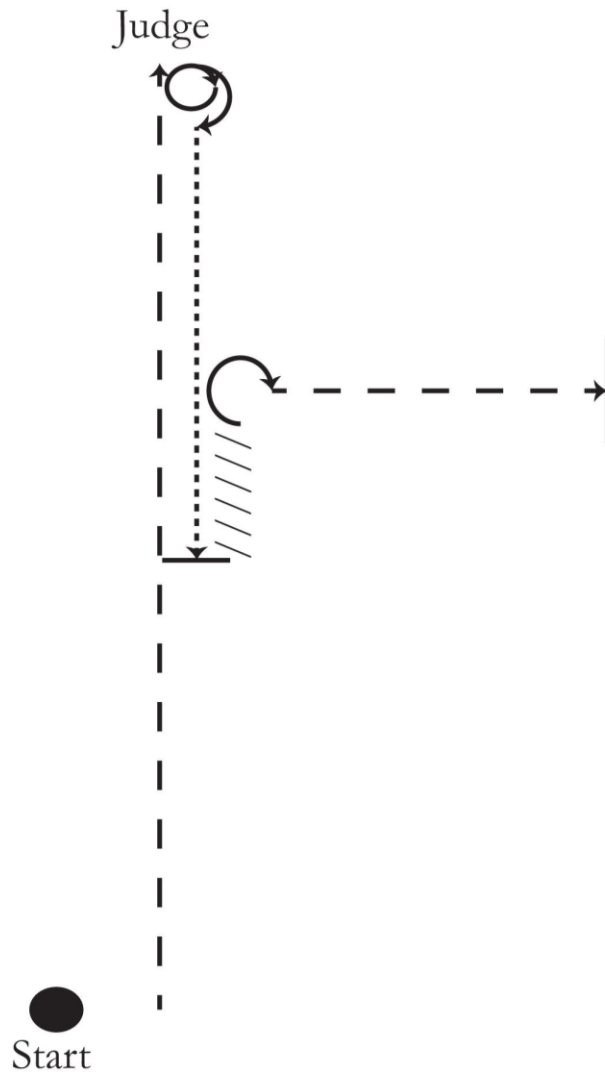
Follow the instructions of your ring steward.

Walk	-----
Trot	- - - - -
Back	← ⊞ ⊞ ⊞ ⊞ ⊞
Marker	⊞ B
Judge	● J

**Sanpete County 4-H Western Horse  
Intermediate & Senior Showmanship Pattern**

**Show #3**

**State Pattern 1**

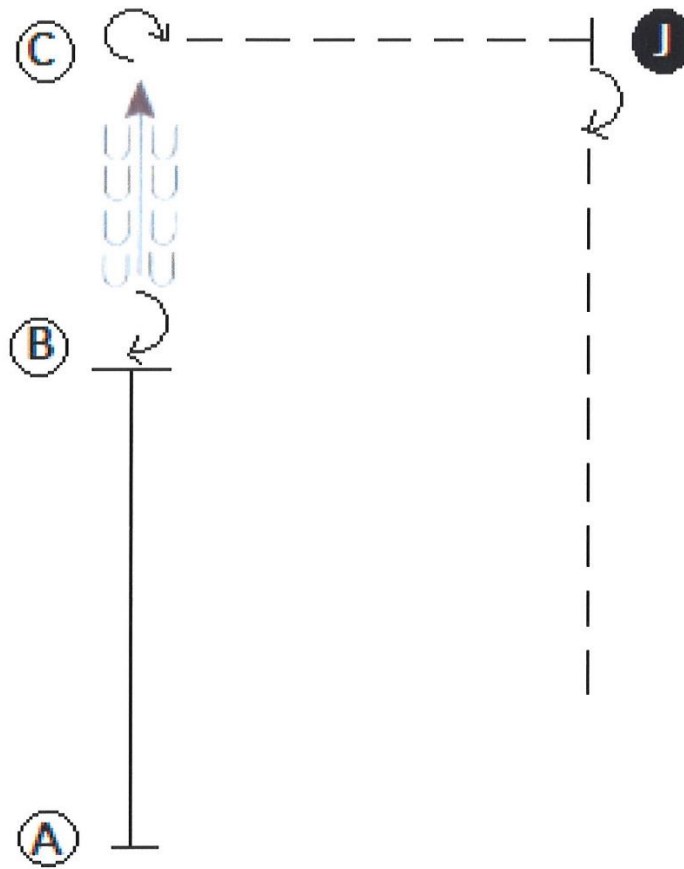


1. Trot to Judge.
2. Set up for full inspection.
3. After inspection, execute 1 1/2 turns and walk 1/2 of line.
4. Stop, back two horse lengths.
5. 3/4 turn and trot.
6. Halt and set-up, when set up is complete, exit at a walk or jog.

**Sanpete County 4-H Western Horse  
Intermediate Showmanship Pattern**

**Show #4**

**State Pattern 2**



Start at cone A

- 1-Jog from cone A to cone B; stop
- 2-Complete a 180 pivot and back to cone C
- 3-Complete a 270 pivot and walk to Judge; stop
- 4-Set up for Inspection; when finished complete a 90 pivot and walk off

