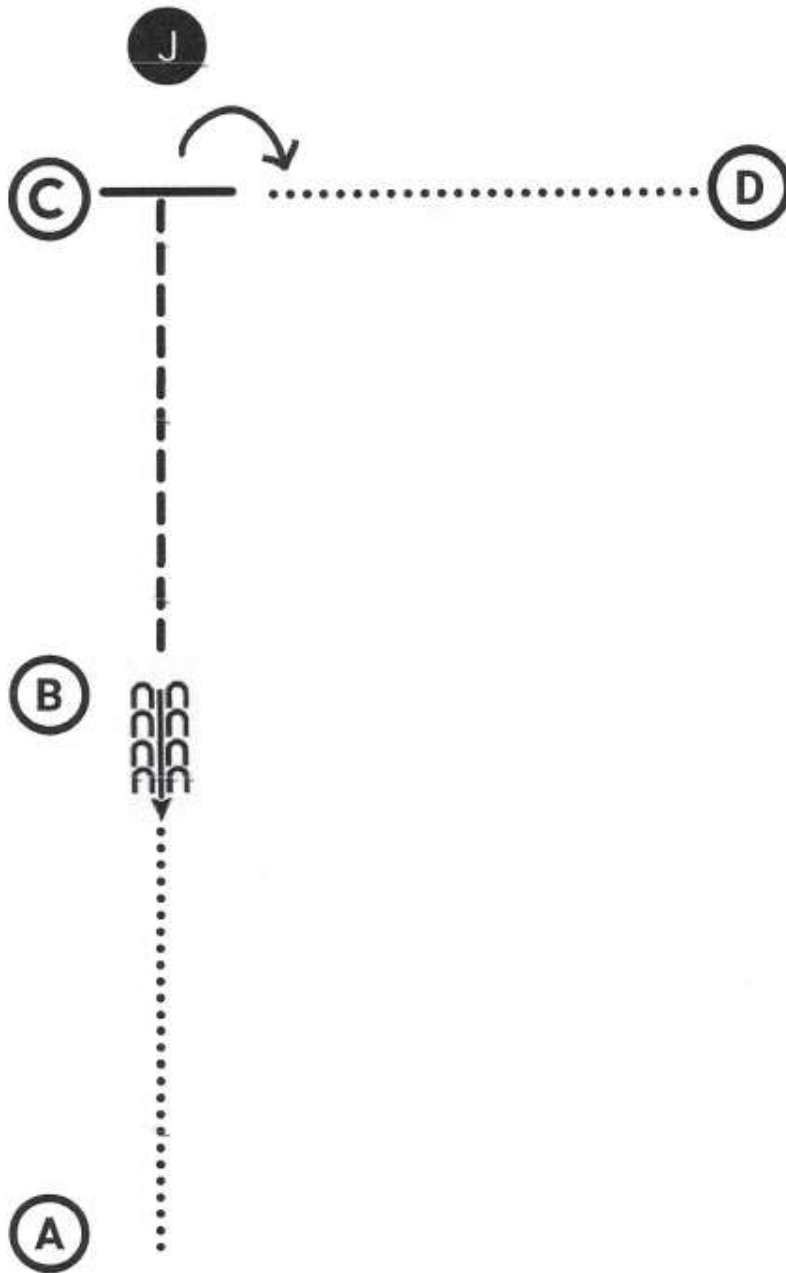


SLCo 4-H Horse Show #1 Showmanship--Junior & Novice (A&B)

Show Date: June 1, 2024

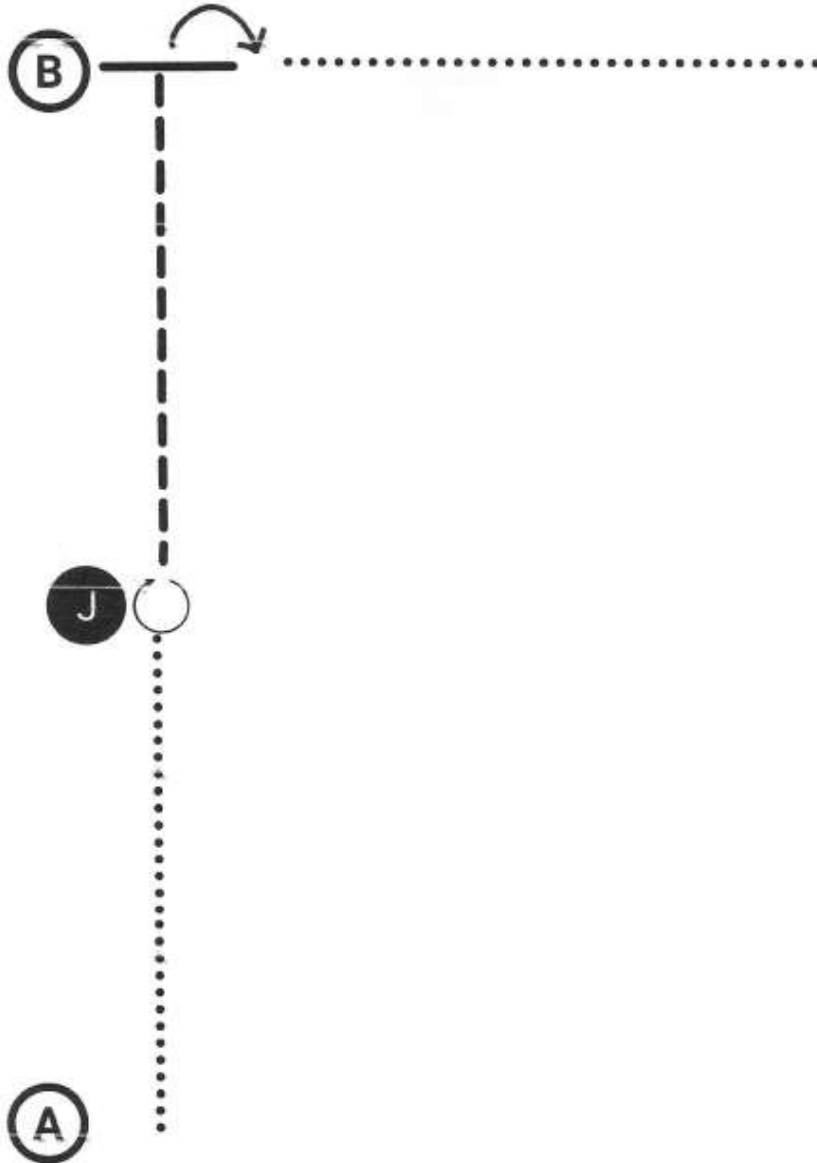


1. Walk from A to B.
2. At B stop and back one horse length.
3. Trot to C.
4. Stop at C and set up for inspection.
5. When dismissed perform a 90 degree pivot.
6. Walk to D.

Walk
Trot	-----
Back	←
Judge	
Marker	

SLCo 4-H Horse Show #1 Showmanship--Intermediate

Show Date: June 1, 2024



1. Be ready at A
2. Walk to the Judge
3. Perform a 360 degree pivot and stop and set up for inspection.
4. When dismissed trot to B.
5. Stop and perform a 90 degree pivot.
6. Walk out.

Walk
Trot - - - - -

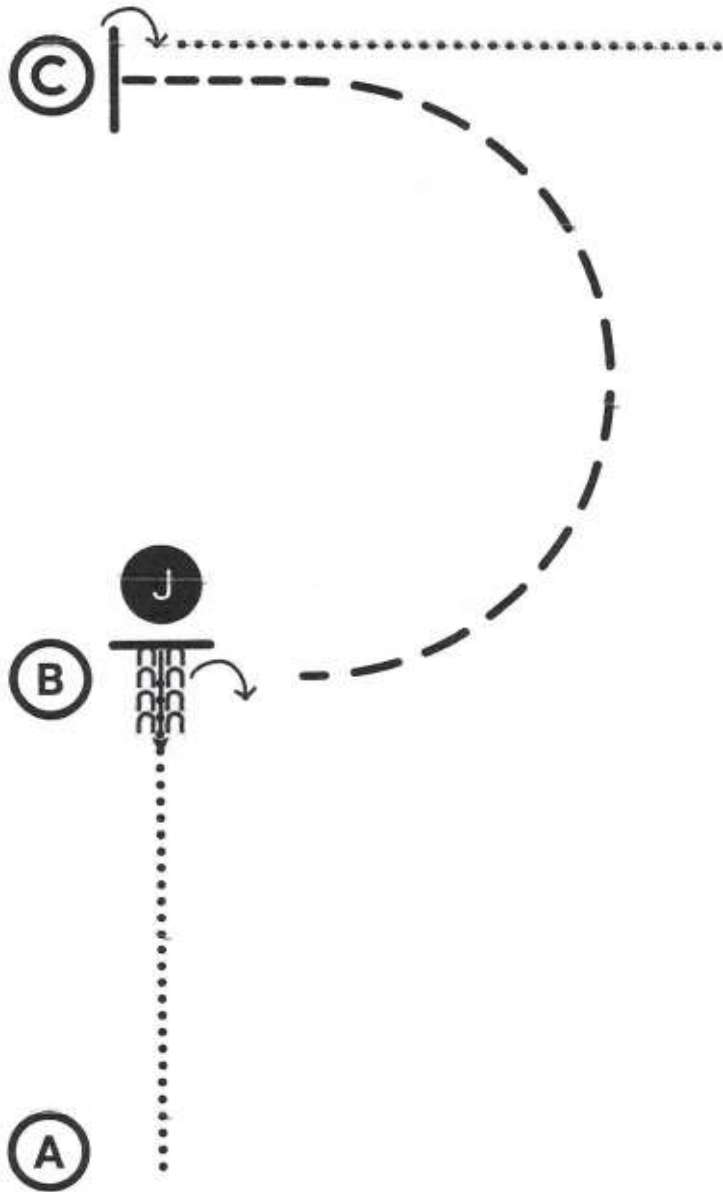
Back ← 

Judge 




Marker 

SLCo 4-H Horse Show #1 Showmanship--Senior

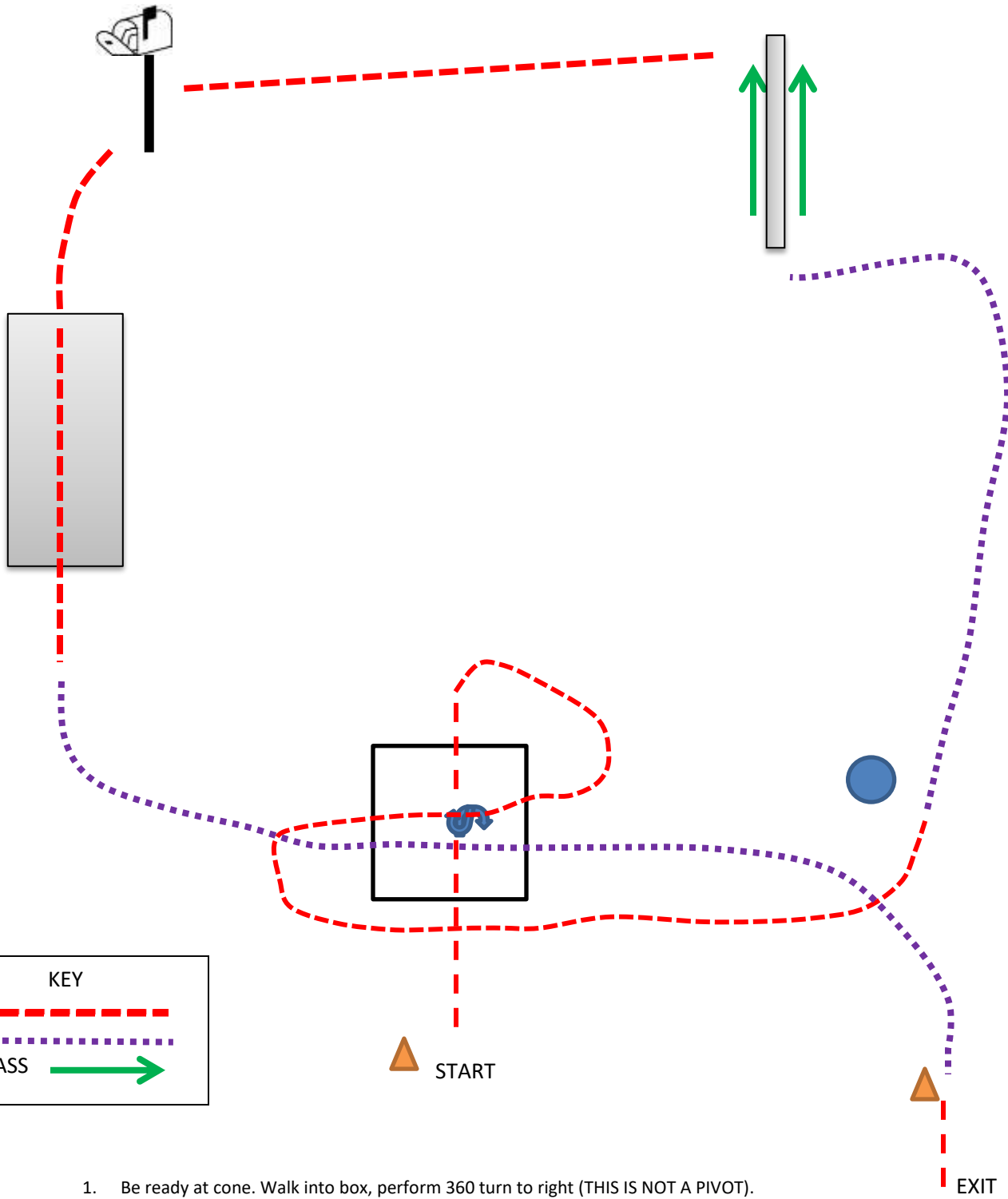
Show Date: June 1, 2024



1. Walk from A to B.
2. Stop at B and set up for inspection.
3. When dismissed back one horse length and perform a 90 degree pivot.
4. Trot to C.
5. Stop at C, perform a 180 degree pivot and walk out.

Walk
Trot - - - - -
Back ← 
Judge 
Marker 

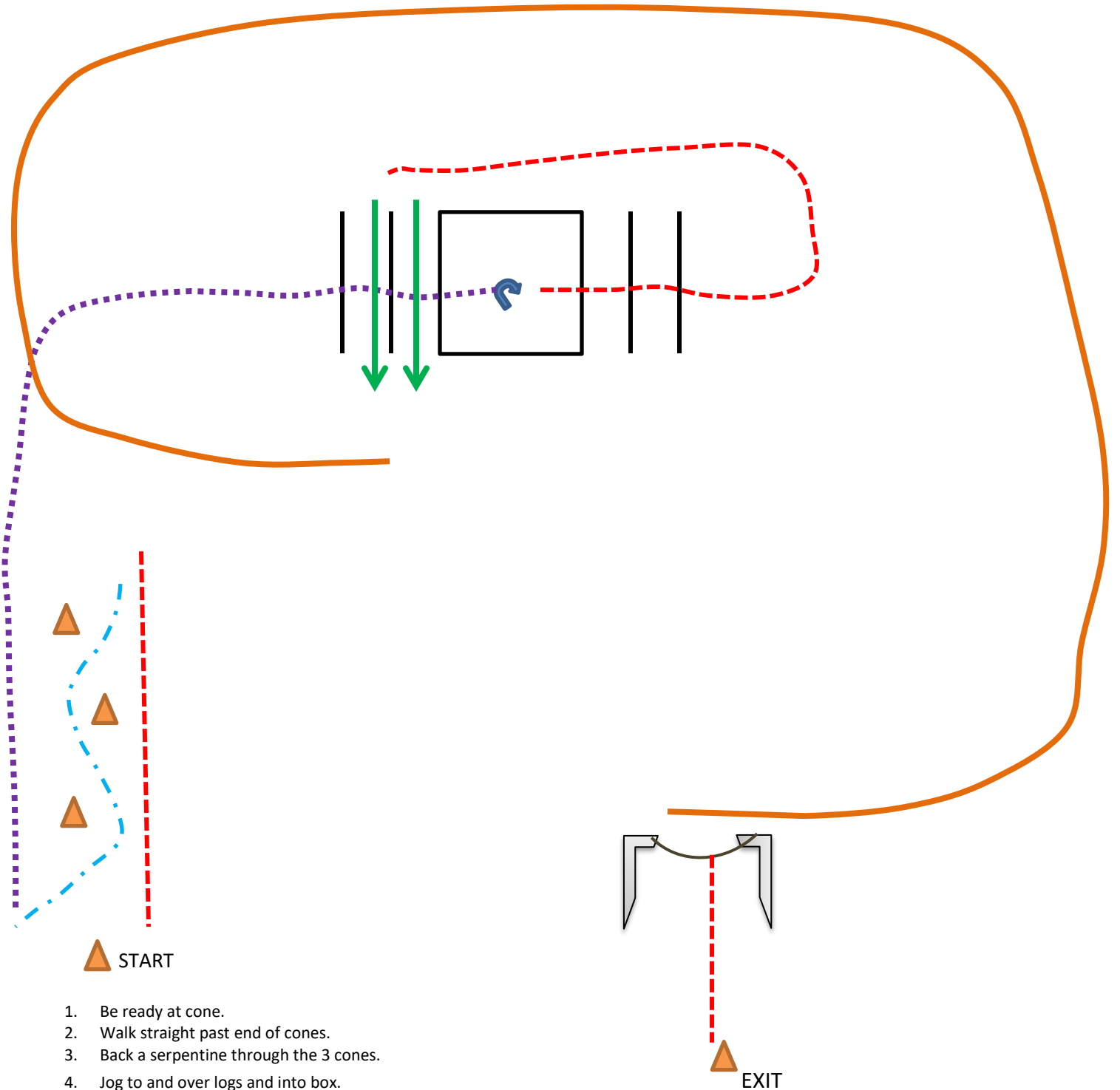
SLCo 4-H Horse Show #1
 Trail – Junior & Novice
 Show Date: June 1, 2024



KEY	
WALK	
JOG	
SIDEPASS	

1. Be ready at cone. Walk into box, perform 360 turn to right (THIS IS NOT A PIVOT).
2. Walk out of box, and go to the right, walk through center of box, then go to left as shown,
3. Walk around box to barrel, at the barrel pick up the jog..
4. Jog to the log, stop at log, side pass to the right.
5. Walk to the mailbox, open and close mailbox..
6. Walk to and over bridge, pick up the jog..
7. Jog to and through the square and around to end cone..
8. Walk to exit.

SLCo 4-H Horse Show #1
Trail – Intermediate & Senior
Show Date: June 1, 2024



1. Be ready at cone.
2. Walk straight past end of cones.
3. Back a serpentine through the 3 cones.
4. Jog to and over logs and into box.
5. Stop inside box; perform 360 degree turn to the right (THIS IS NOT A PIVOT)
6. Walk out of the box and around to the left to the logs as shown.
7. Stop and side pass to the left.
8. Pick up right lead, lope circle to the right and around as shown to the gate.
9. Stop at the gate and perform the gate with the left hand.
10. Walk to exit.

KEY	
WALK	
JOG	
LOPE	
SIDEPASS	
BACK	