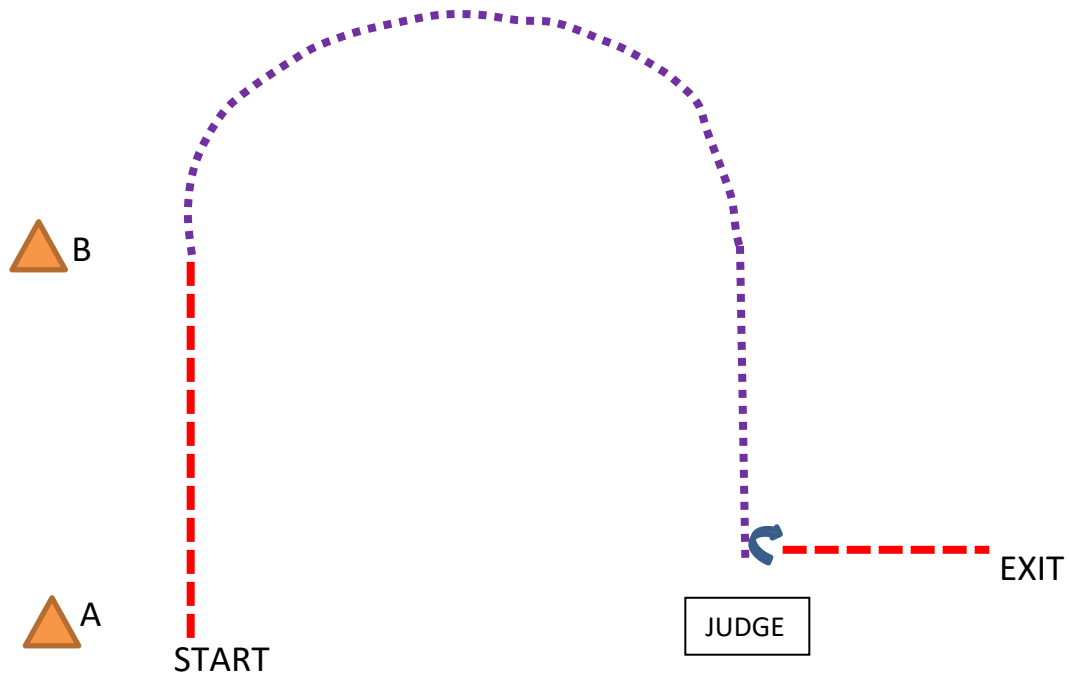


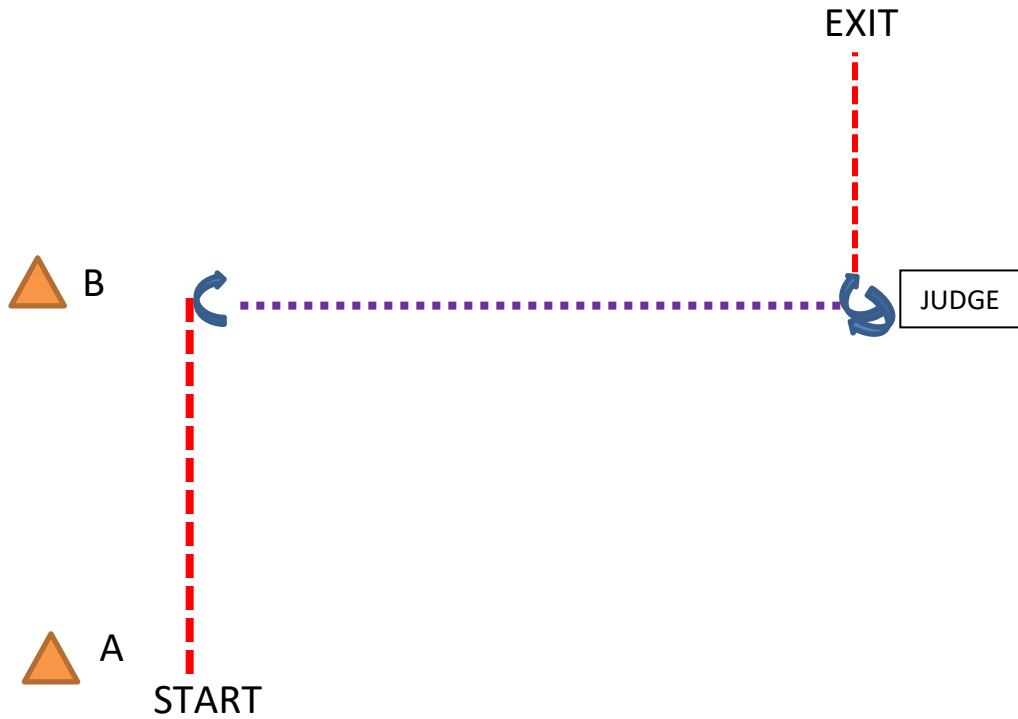
SLCo. 4-H Horse Show #3
Show Date: July 6, 2024
JUNIOR & NOVICE SHOWMANSHIP



Be Ready at Cone A

1. Walk to Cone B.
2. Jog a half circle and continue jog to judge.
3. Stop at judge, square for inspection.
4. After inspection, perform 270 degree pivot to right.
5. Walk to exit.

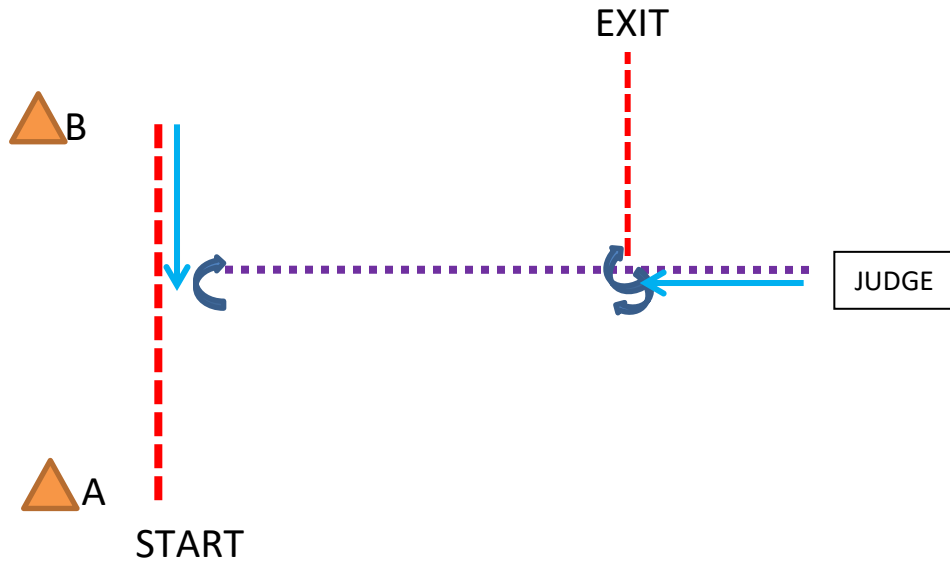
SLCo. 4-H Horse Show #3
Show Date: July 6, 2024
INTERMEDIATE SHOWMANSHIP



Be Ready at Cone A

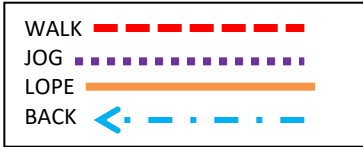
1. Walk to Cone B
2. Stop at cone B
3. Perform a 90 degree pivot to right.
4. Jog to judge and stop.
5. Square for inspection.
6. After inspection, perform 270 degree pivot.
7. Walk to exit.

SLCo. 4-H Horse Show #3
Show Date: July 6, 2024
SENIOR SHOWMANSHIP

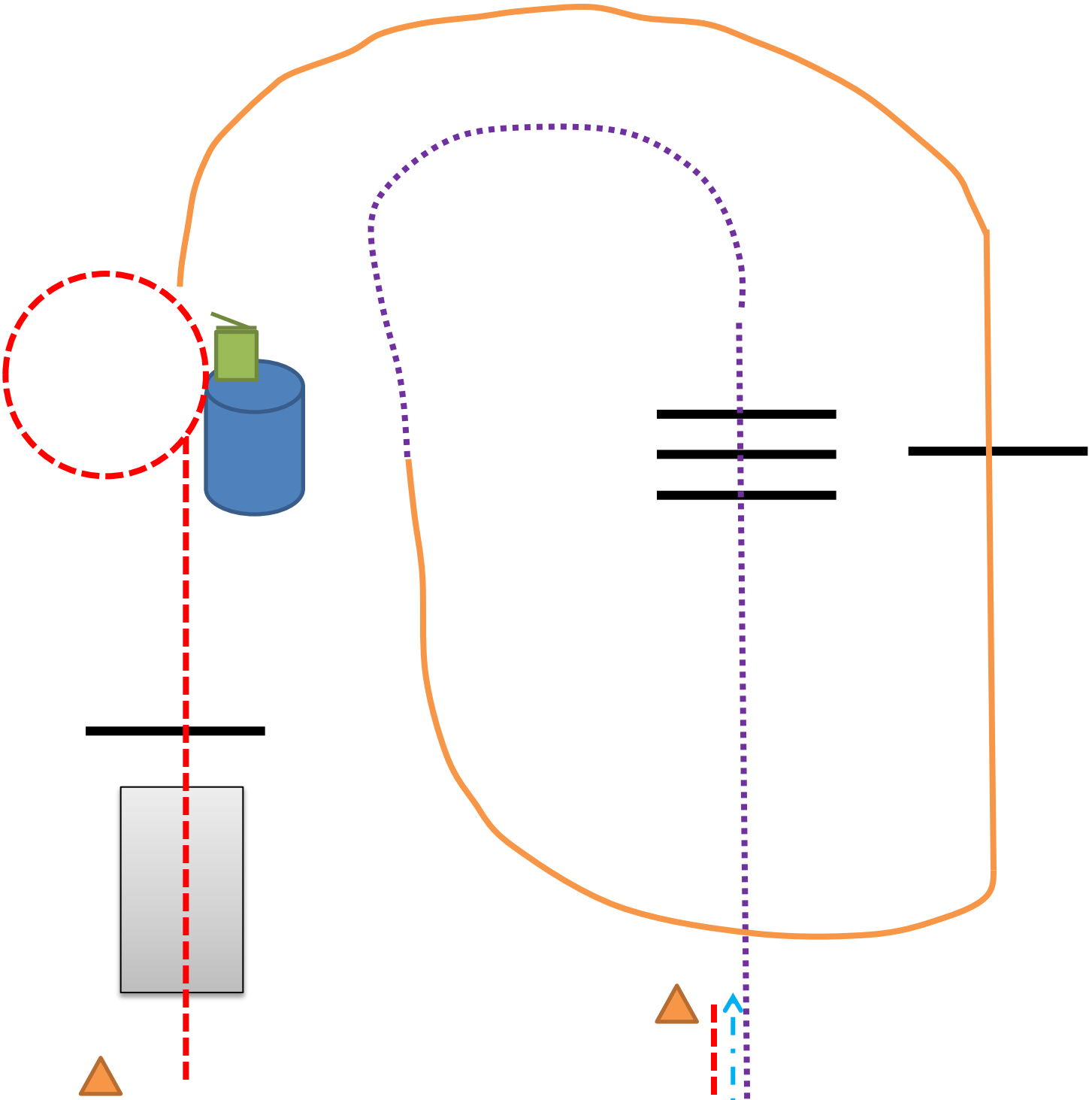


Be Ready at Cone A

1. Walk to Cone B
2. Stop at cone B
3. Back 4-5 steps and perform a 90 degree pivot to right.
4. Jog to judge and stop.
5. Square for inspection.
6. After inspection, back 4-5 steps
7. Perform 270 degree pivot.
8. Walk to exit.



SLCo. 4-H Horse Show #3
 Show Date: July 6, 2024
 JUNIOR & NOVICE TRAIL

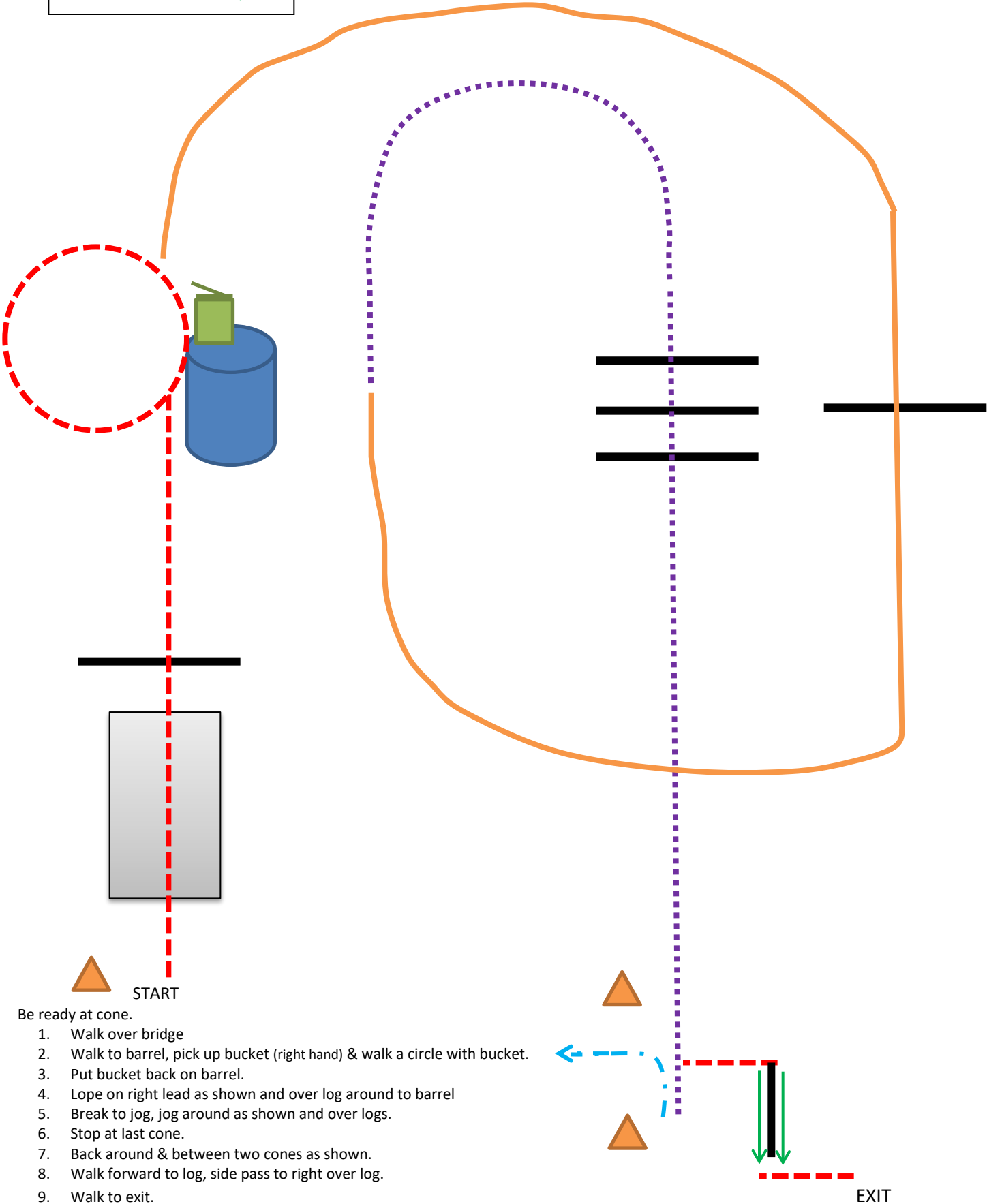
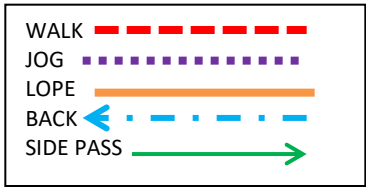


Be ready at cone.

1. Walk over bridge
2. Walk to barrel, pick up bucket (right hand) & walk a circle with bucket.
3. Put bucket back on barrel.
4. Pick up right lead lope around as shown over log and around to barrel
5. Break to jog at barrel, jog over logs as shown.
6. Stop at last cone.
7. Back to previous cone. Walk to exit.

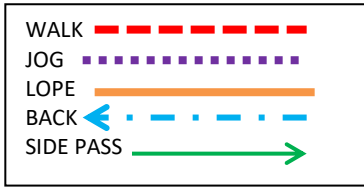
EXIT

SLCo. 4-H Horse Show #3
 Show Date: July 6, 2024
 INTERMEDIATE TRAIL

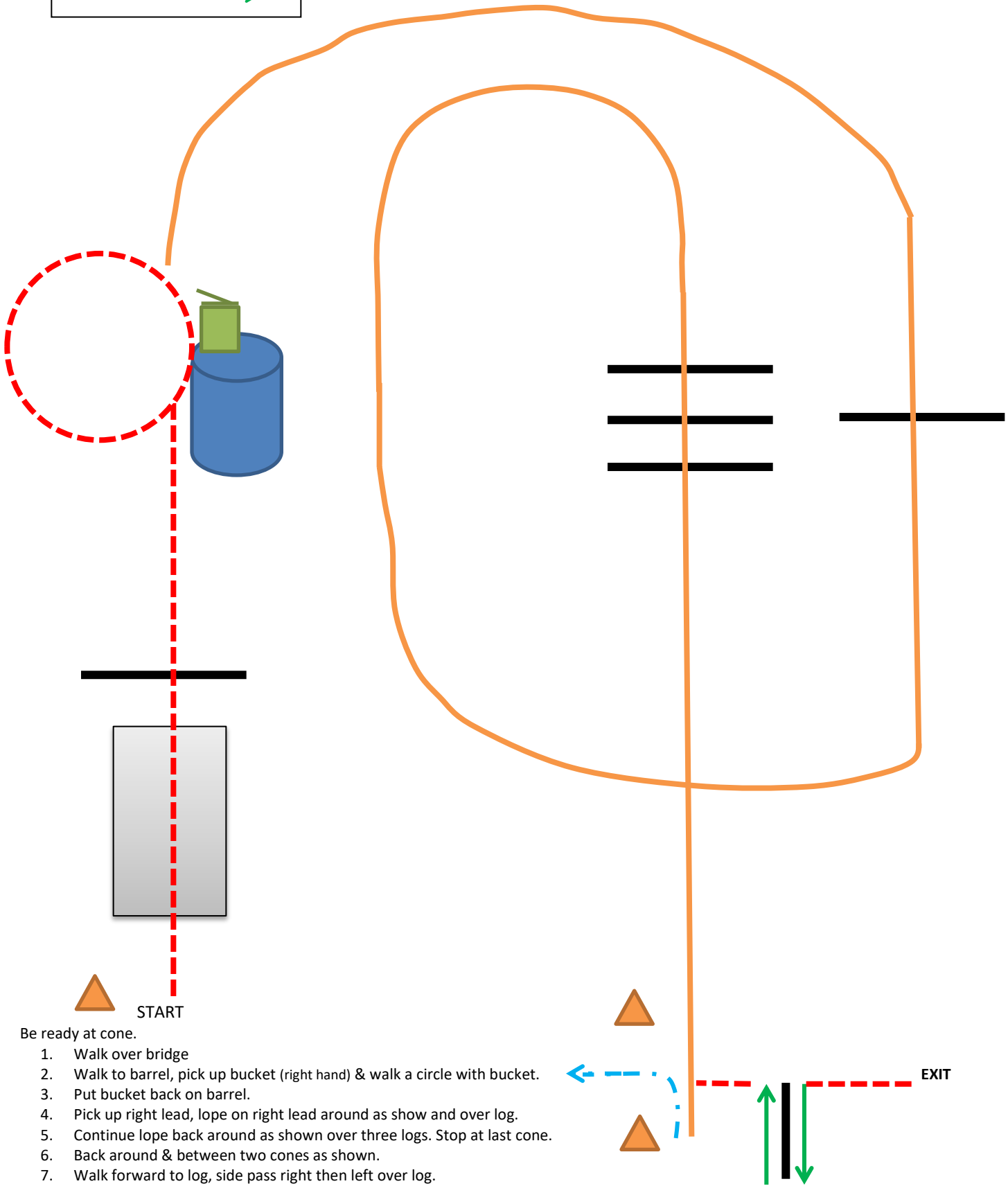


Be ready at cone.

1. Walk over bridge
2. Walk to barrel, pick up bucket (right hand) & walk a circle with bucket.
3. Put bucket back on barrel.
4. Lope on right lead as shown and over log around to barrel
5. Break to jog, jog around as shown and over logs.
6. Stop at last cone.
7. Back around & between two cones as shown.
8. Walk forward to log, side pass to right over log.
9. Walk to exit.



SLCo. 4-H Horse Show #3
 Show Date: July 6, 2024
 SENIOR TRAIL



Be ready at cone.

1. Walk over bridge
2. Walk to barrel, pick up bucket (right hand) & walk a circle with bucket.
3. Put bucket back on barrel.
4. Pick up right lead, lope on right lead around as show and over log.
5. Continue lope back around as shown over three logs. Stop at last cone.
6. Back around & between two cones as shown.
7. Walk forward to log, side pass right then left over log.
8. Walk to exit.