



FEMA



Flood After Fire Toolkit

December 2017

Image credit: DM Molina Terrén

User Guide



FEMA



WHAT: In the following slides you will find templates, tips, and materials to share in your community or region when there is a high risk for flooding after wildfires.

WHO: Stakeholders are encouraged to use the materials directly to raise awareness about the risk of flooding after wildfires, and to share the materials with other local community organizations and relevant groups to raise awareness among their networks.

WHERE: All materials can be customized for your community or region. Yellow highlighted areas indicate language that is meant to be modified.

WHY: All materials have a clear “call to action” to help residents understand their risk and encourage property owners and renters to prepare for flooding after wildfires. One of the best ways to prepare is to purchase or renew flood insurance.

User Guide



FEMA



HOW: This toolkit includes a range of materials—from quick, easy actions to more advanced communications strategies. All of the templates, tools, and suggestions can be used with limited communications experience.

Before using this toolkit, determine the scope and strategy of your flood after fire campaign. Consider:

- Who in my community is most at risk of flooding after a wildfire?
- How do residents get their information? What sources, organizations, or individuals do they trust?
- What social media channels do I have access to?
- Do I have any connections with local media?
- Are there relevant organizations that could help spread the word?



FEMA



In this toolkit you'll find:

1. Key Messages
2. Communications Materials and Tips
 - Social and Digital Media
 - Print Materials
 - Press Outreach
3. Appendix

Key Messages

Key Messages



FEMA



The key messages are used throughout the toolkit materials. In your efforts to raise awareness about the risk of flooding after wildfires, include the key messages in all communications.

- **WARNING:** Flooding after a wildfire is a one-two punch. Following a wildfire, the terrain is dramatically altered. The ground can no longer absorb water, so even light rain can lead to devastating flash flooding and mudflows.
- **RISK:** Even if your home wasn't directly impacted by a wildfire, you are at increased risk for flooding. After a wildfire, all surrounding and impacted areas are at risk for flooding for up to several years.
- **PROTECT:** Protect the life you've built. You've made it through one disaster, now the best way to protect your property from flooding after fire is to purchase flood insurance.
- **MISCONCEPTION:** Most homeowners insurance does not cover flooding. Just an inch of water in an average-sized home can cause more than \$25,000 in damage.



Communications Materials & Tips



FEMA



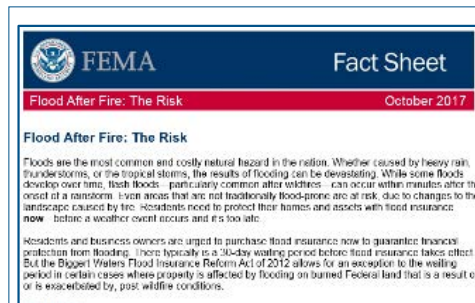
Communications Materials*



SOCIAL & DIGITAL MEDIA

Recommended use:


- Post on your social media channels
- Share with local organizations, news media, and influencers for them to share on their social media channels



PRINT MATERIALS

Recommended use:

- Print copies to have on-hand at events and in your office
- Distribute to local organizations
- Include in press release pitch email
- Add to your website



PRESS OUTREACH

Recommended use:

- Identify prominent community news media including local print, radio, or TV outlets
- Add information tailored to your specific community or region
- Share with reporters you've worked with during wildfire season

*full versions of the communications materials can be found in the provided zip folder



FEMA



Social and Digital Materials

The average American spends more than four hours a day online. To reach people quickly and easily, post on Facebook and Twitter regularly, up to several times per day. Schedule your posts during moments of high online traffic, often during morning commutes or after dinner. You should feel comfortable sharing the same post repeatedly over a period of several days or weeks. Twitter estimates that less than 5% of your audience will view any single tweet, so repetition ensures higher reach.

You can also update your website's homepage or e-newsletters to include an "alert" about the heightened risk of flooding after wildfire.

We've created the website fema.gov/flood-after-fire and its Spanish counterpart fema.gov/es/flood-after-fire to direct people to a single page that can serve as a "one stop shop" for anyone looking for more information.



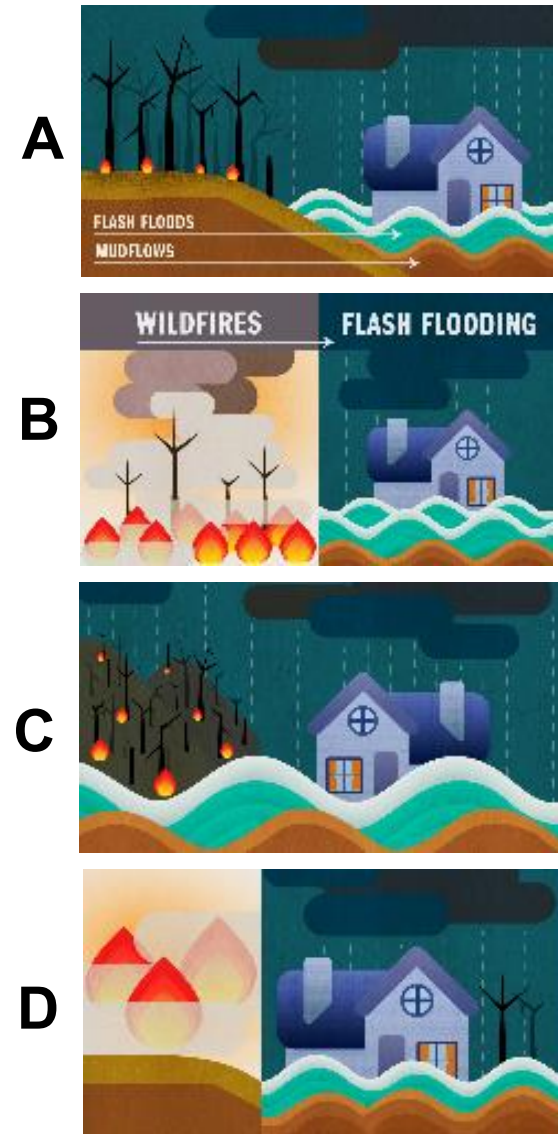
FEMA



Social and Digital Media

Facebook

- A. Know your risk: If your home was recently affected by a wildfire, you are at risk of flash flooding and mudflows. Find out what you can do: fema.gov/flood-after-fire
- B. **[County or Community Name]**: Flood risk is significantly higher up to several years after a large-scale wildfire event. Here's what you can do to protect the life you've built: fema.gov/flood-after-fire #FloodSmart
- C. FACT: If you live in an area recently affected by wildfires, you are at risk of flooding, the most costly natural disaster. Most homeowners insurance does not cover floods from natural disasters. Make sure your home is protected: fema.gov/flood-after-fire
- D. **[County or Community Name]**: If you're living in an area that has experienced a wildfire you are at high risk of flash flooding and mudflows. Do you have flood insurance? Be prepared: fema.gov/flood-after-fire





FEMA



Social and Digital Media

Facebook

The image shows a screenshot of a Facebook post from the FEMA page. The post is sponsored and features a graphic illustration of a house being threatened by flash floods and mudflows following a wildfire. The text of the post reads: "Know your risk: If your home was recently affected by a wildfire, you are at risk of flash flooding and mudflows. Find out what you can do: fema.gov/flood-after-fire". The post includes a "Like Page" button, 20 likes, 562 comments, and 311 shares. At the bottom of the post, there are buttons for "Like", "Comment", and "Share".

FEMA Sponsored

Know your risk: If your home was recently affected by a wildfire, you are at risk of flash flooding and mudflows. Find out what you can do:
fema.gov/flood-after-fire

FLASH FLOODS
MUDFLOWS

Flood After Fire
Know the risks of wildfires.

FEDERAL EMERGENCY MANAGEMENT AGENCY

Learn More

20 562 Comments 311 Shares

Like Comment Share



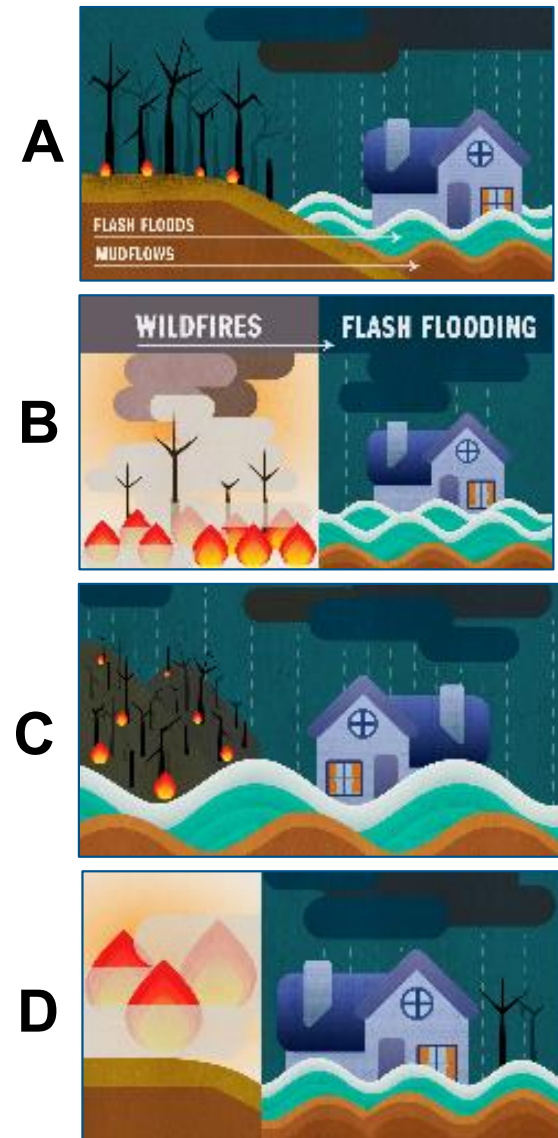
FEMA



Social and Digital Media

Twitter

- A. Know your risk: If your home was recently affected by a wildfire, you are at risk of #flashflooding and mudflows. Find out what you can do: fema.gov/flood-after-fire [#CaliforniaFires](https://twitter.com/CaliforniaFires) [#SonomaStrong](https://twitter.com/SonomaStrong)
- B. [County or Community Name]: Flood risk is significantly higher up to several years after a large-scale wildfire event. Protect the life you've built: fema.gov/flood-after-fire [#CaliforniaFires](https://twitter.com/CaliforniaFires) [#SonomaStrong](https://twitter.com/SonomaStrong)
- C. FACT: If you live in an area recently affected by wildfires, you are at risk of flooding. Most homeowners insurance does not cover flooding. Make sure your home is protected: fema.gov/flood-after-fire [#CaliforniaFires](https://twitter.com/CaliforniaFires) [#SonomaStrong](https://twitter.com/SonomaStrong)
- D. [County or Community Name]: If you're living in an area that has experienced a wildfire you are at high risk of #flashflooding and mudflows. Do you have flood insurance? Be prepared: fema.gov/flood-after-fire [#CaliforniaFires](https://twitter.com/CaliforniaFires) [#SonomaStrong](https://twitter.com/SonomaStrong)





FEMA



Social and Digital Media

Twitter

FEMA @fema · 🌐

Know your risk: If your home was recently affected by a wildfire, you are at risk of #flashflooding and mudflows. Find out what you can do: fema.gov/flood-after-fire #CaliforniaFires #SonomaStrong

FLASH FLOODS
MUDFLOWS

🔄 416 ❤️ 647 ⋮

📌 Promoted



FEMA



Social and Digital Media

Website and Newsletter Advisory

In a prominent location on your website, display the following web copy. You can modify the copy to run as an “alert” banner along the top of your website or in an email newsletter.

HEADER: *FEMA Advisory: Flooding After Fire*

BODY: *FEMA has issued a warning to all [Insert Region or County] residents alerting of the increased risk of flash flooding and mudflows following this historic wildfire season. We urge residents to protect themselves by planning evacuation routes, collecting supplies, and purchasing flood insurance today. To learn more, visit [fema.gov/flood-after-fire](https://www.fema.gov/flood-after-fire).*



FEMA



Social and Digital Media

Website and Newsletter Advisory

The screenshot shows the CAL FIRE website. The top navigation bar includes links for HOME, ABOUT US, PROGRAMS, NEWSROOM, CAREERS, and RESOURCES. A search bar is located on the right. The main banner features a large image of a firefighting plane dropping water on a forest fire, with the text "CAL FIRE" and a description of the department's mission. Below the banner is a "Hot Topics" section. One of the topics is highlighted with a red box and labeled "EXAMPLE:":

FEMA ADVISORY: FLOODING AFTER FIRE

FEMA has issued a warning to all Northern California residents alerting of the increased risk of flash flooding and mudflows following this historic wildfire season. We urge residents to protect themselves by planning evacuating routes, collecting supplies, and purchasing flood insurance today. To learn more, visit fema.gov/flood-after-fire.

Other topics visible include "KIDDE RECALLS FIRE EXTINGUISHERS WITH PLASTIC HANDLES" and "INCIDENT INFORMATION".



FEMA



Print Materials

Another way to raise awareness is to share printed and digital materials with other organizations within your community.

For instance, a neighborhood safety organization may have a meeting coming up. You can email the following resources for them to print and hand out at the meeting. Or, you could deliver printed copies to a local business to hand out to customers. Many reporters also find factsheets and infographics helpful as they develop stories for the local news.




FEMA



Print Materials

Fact Sheet



FEMA

Fact Sheet

Flood After Fire: The Risk October 2017

Flood After Fire: The Risk

Floods are the most common and costly natural hazard in the nation. Whether caused by heavy rain, thunderstorms, or the tropical storms, the results of flooding can be devastating. While some floods develop over time, flash floods—particularly common after wildfires—can occur within minutes after the onset of a rainstorm. Even areas that are not traditionally flood-prone are at risk, due to changes to the landscape caused by fire. Residents need to protect their homes and assets with flood insurance **now**—before a weather event occurs and it's too late.

Residents and business owners are urged to purchase flood insurance now to guarantee financial protection from flooding. There typically is a 30-day waiting period before flood insurance takes effect. But the Biggert-Waters Flood Insurance Reform Act of 2012 allows for an exception to the waiting period in certain cases where property is affected by flooding on burned Federal land that is a result of, or is exacerbated by, post-wildfire conditions.

WILDFIRES

Large-scale wildfires dramatically alter the terrain and ground conditions. Normally, vegetation absorbs rainfall, reducing runoff. However, wildfires leave the ground charred, barren, and unable to absorb water, creating conditions ripe for flash flooding and mudflow. Flood risk remains significantly higher until vegetation is restored—up to 5 years after a wildfire. Flooding after fire is often more severe, as debris and ash left from the fire can form mudflows. As rainwater moves across charred and denuded



FEMA



Print Materials

Infographic

FLOOD AFTER FIRE

Did you know that wildfires dramatically alter the terrain and increase the risk of floods?

Reduce your risk. The time to buy flood insurance is now.

Contact your local insurance agent for more information or visit the National Flood Insurance Program at www.fema.gov/national-flood-insurance-program

During normal conditions, vegetation helps absorb rainwater.

But after an intense wildfire, burned vegetation and charred soil form a water repellent layer, blocking water absorption.

During the next rainfall, water bounces off of the soil.

And as a result, properties located below or downstream of the burn areas are at an increased risk for flooding.

Heavy Rains
Excessive amounts of rainfall can happen throughout the year. Properties directly affected by fires and those located below or downstream of burn areas are most at risk for flooding.

Degree of Land Slope
Higher degrees of land slope speed up water flow and increase flood risk.

Flash Floods
Intense rainfall can flood low-lying areas in less than six hours. Flash floods roll boulders, tear out trees and destroy buildings and bridges.

Mudflows
Rivers of liquid and flowing mud are caused by a combination of brush loss and subsequent heavy rains. Rapid snowmelt can also trigger mudflows.



FEMA



Press Outreach

To increase visibility of the risk for flooding after wildfire, consider reaching out to your local media to help spread the word. Local newspapers, blogs, TV, and radio stations are often looking for important community stories, and can help you reach audiences outside of your usual communications channels.

Once you've identified local media outlets, you'll want to customize the provided press release and email template to contact reporters, asking them to report on flooding after wildfire risk.

Even if reporters are not able to write about this topic, reaching out is an opportunity to build and strengthen relationships with the media, which can help you "earn" coverage in the future.



FEMA



Press Outreach

Choosing a Local Media Outlet

Print Media: Your local print media may include a main daily paper, local weekly paper, and smaller neighborhood publications. Many of these outlets also post stories on their website and on social media. Look for reporters who have covered previous wildfires, natural disasters, PSAs, or breaking news. Offer reporters interviews with Emergency Managers, property owners who've purchased flood insurance, or photos of local flooding after fire to help them build their story.

Radio: In addition to reaching out to radio news reporters to invite them to cover the risk of flood after fire, you may consider reaching out to music stations or popular morning shows. For instance, a local R&B or pop station may be willing to run a PSA or interview a community official between songs without having a formal paid partnership.

Television: Contact local news stations by finding their news desk contact information on their website (usually on the contact page under "news tips"). TV producers are most concerned with visuals, so you can help by introducing them to community members and Emergency Managers to interview, offering to share any video footage or photos, along with the infographic and social media graphic provided in this toolkit.

Constituency Media: Media outlets that are targeted to local communities are an effective way to reach demographic groups, such as Spanish-speakers or readers with a specific interest like neighborhood news and safety. These outlets can be print, online, radio, or TV. Although they usually have very small staffs and it may take longer to connect with them, they are often looking for relevant local stories.



FEMA



Press Outreach

Press Release Template

Release Date: X December

Release Number:

Contact: [email]

[phone number]

News Release

[Insert Organization Name] Warns: [Insert Region] at Increased Risk of Flooding Following Historic Wildfire Season

[Insert Organizations Name] urges residents to protect their home, business, property with flood insurance as rainy season approaches.

[City, State] – As [insert region/city] recovers from the recent devastation caused by wildfires, [insert local organization name] warns residents living in and surrounding wildfire areas about the high risk of flash flooding and mudflows, and urging them to protect their home, business, or property with flood insurance.

Wildfires result in a loss of vegetation and leave the ground charred and unable to absorb water. This creates conditions for flooding. Even areas that are not traditionally flood-prone are at risk of flooding for up to several years after a wildfire.

["Include a quote from a local staff or community member about the risk of flood after fire," said [insert name], the [Insert title] of [insert community organization].]

Floods are the most common and expensive natural disaster in the U.S. Just an inch of water in averaged- size home can cause more than \$25,000 in damage. Most homeowners and renters insurance policies do not cover flood damage. Flood insurance is a separate policy that protects homes and belongings.



FEMA



Press Outreach

Contacting Reporters

After customizing the press release, share it with reporters. Your organization may already have a media list with the names and contact information for local reporters, TV producers, or editors. If you don't have a media list, you can easily find contact information online, often under the "contact" or "about" sections of a news organization's website.

Daily Herald

f t y p i

- Customer Service
- Subscribe to the Daily Herald
- **Contact the Daily Herald**

Sites & Partners

- Cougarblue
- Prep Rally
- The Ticket
- Mom Click
- The Pyramid
- Utah Adventure
- Student News

Tools & Services

- Mobile Apps
- Activate Your Digital Access
- E-Edition Newspaper
- **Submit a News Tip**
- Advertise
- Subscribe to Email Updates
- Business Marketplace
- Apply to work at the Daily Herald

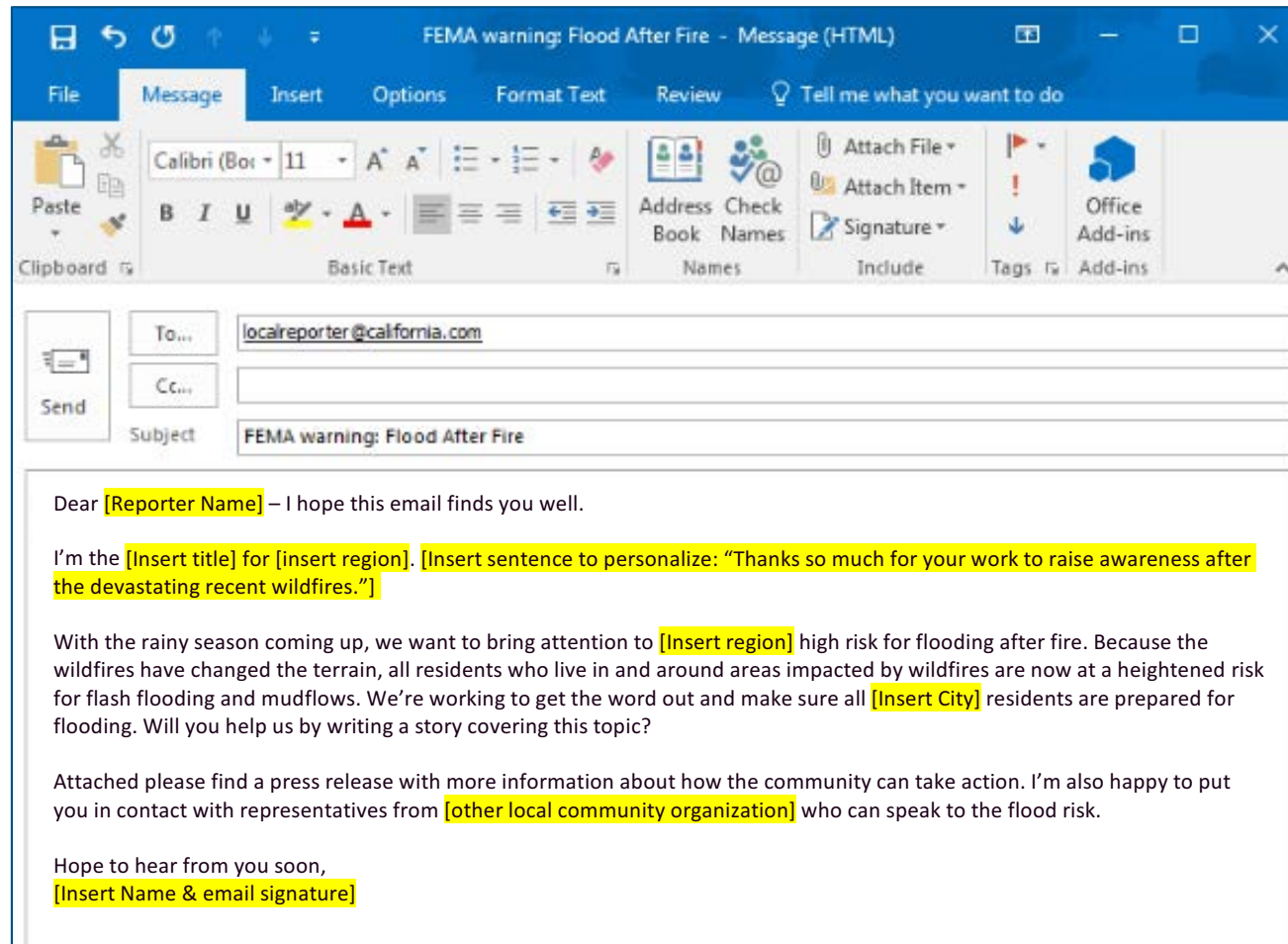


FEMA



Press Outreach

Reporter Outreach Template





FEMA



Press Outreach

Interview Tips and Tricks

Be prepared. Do your research on the reporter and their previous coverage. Know in advance what the format of the interview is and what questions to expect.

Be strategic. Determine your objective, and answer every question within that objective. Bridge your response to the questions asked with the answers you've planned in advance.

Be snappy. Only a few sentences from your interview will make it into the story, so everything you say should restate or reinforce your message. Keep responses 15-30 seconds long.

Be human. Reporters aren't your audience; their readers or viewers are. Answer questions as if you're speaking directly to your target audience, and use personal anecdotes or analogies

Be a partner. Be helpful, responsive and respectful of the reporter's deadlines. Help them find other people willing to speak on the record.

Don't patronize. Don't mistake a PR opportunity for advertising. Reporters are there to write news for their readers, not to run a free ad for your issue or organization.

Don't go into the weeds. Know what level of detail to provide a reporter. Don't try to educate the reporter about every single issue; it leads to confusion, distracts from your core messaging and can back you into a corner.

Don't speak in jargon. Adjust your vocabulary to the technical level of the interviewers and their readers or viewers. If you use unfamiliar terms, you'll decrease the chances of an accurate story.



FEMA



Appendix

1_Flood After Fire_Toolkit.pdf

2a_Flood After Fire_Social Media Copy.doc

2b_Flood After Fire_Social Media Image.png

3_Flood After Fire_Fact Sheet.doc

4_Flood After Fire_Infographic.pdf

5_Flood After Fire_Press Release Template.doc

6_Flood After Fire_Reporter Email Template.doc