



True / False - Classes which place emphasis upon the horses' conformation are not included in 4-H Horsemanship Contests. - RB 2



True / False - Mules are not allowed to be shown in 4-H. - RB 2



True / False - After arrival at the show grounds the 4-H member will be the only individual that rides the horse until all events are complete. - RB 3



True / False - Stallions of any age are allowed in 4-H classes. - RB 3



True / False - An exhibitor falling from the horse during any judged event, or within the pattern of a timed event, will receive a re-ride. - RB 3

True / False - Any tack equipment failure in any event resulting in the rider's inability to


complete the event shall receive a re-ride. - RB 3

True / False - If a contestant does not have a number it is a drop in ribbon. - RB 4


True / False - Riding double is considered unsafe behavior and may cause disqualification of the 4-H member from the show. - RB 4




True / False - Riding a horse without a bridle or hackamore may be cause for disqualification from the show. - RB 4



True / False - Fancy western outfits will not be scored higher than clean, neat appropriate clothing. - RB 4



True / False - All horse's hooves should be properly trimmed or shod for all 4-H activities. -RB 5



True / False - Chains
may be used in
showmanship under the
chin, over the nose, or
through the mouth. - RB
8

True / False - Use of
roping reins, other
than in timed events,
will be penalized on
placing. -RB 8

True / False - Do not
change hands on the
lead shank when
moving from one side to
the other in
showmanship. - RB 11

True / False - In
showmanship, pose
the horse with his
feet squarely under
him. - RB 11

True / False -
Reverse is to be
executed toward
the rail. - RB 13

True / False -
Jump mounts are
not acceptable in
4-H. - RB 14

True / False - Leg
protection is
allowed in western
reining. - RB 16

True / False - A well
trained reining horse
performs only on
memorization of the
pattern. - RB 16

True / False - In the Western Riding class, exhibitors must be consistent in lead changes throughout the pattern. - RB 22

True / False - In Western Riding, Juniors and Intermediates performing simple lead changes will be given full credit. - RB 22

True / False - In timed events, the gate must be closed before the rider starts the pattern; failure to comply will result in a five second penalty. - RB 38

True / False - In Scurry, only two refusals per jump will be allowed before disqualification. - RB 40


True / False - The
Quadrangle Stake
Race may be run
in a reverse
pattern. - RB 41

True / False - On the
Western Equitation
score card, "SEAT" is
worth more points than
any other category. - RB
15

True / False - In Fitting
and Showmanship,
proper fitting includes
clipping muzzles and
the hair under the jaw. -
RB 11

True / False - When
Running a timed event,
you may use a whip,
spurs, or an over and
under rope to make your
horse go faster. - RB 39


True / False - You only need one stop watch when timing an event. - RB 39




True / False - When running the pole pattern, if your horse knocks over two poles, but you stop them from falling with your hand, you will not be penalized. - RB 40




True / False - If you cannot get your horse to walk into the arena for a timed event, it is okay to have someone lead it in. - RB 39



True / False - It is not considered a broken pattern if you run the wrong pattern, but fix your error before crossing the finish line. - RB 39




True / False - There is no need to mark where the finish line is, because the timers will be set. - RB 39



True / False - You can run a reverse Quadrangle pattern, same as you can in Barrels or Poles pattern. - RB 42



True / False - You can do a running start in both the Figure Eight Stake Race and the Quadrangle event. - RB 42



True / False - In the Stake Race, it is okay to touch the stake (pole) to keep it from falling over. - RB 42



What two events are required to be eligible to compete in the other events of the show? - RB 4

In Pole Bending, the poles are set _____ feet apart. - RB 39

Scurry jumps are set _____ inches high. - RB 39

Scurry jumps are set _____ feet apart. - RB 39


In Gymkhana Gig,
the first pole is set
_____ feet
from the starting
line. - RB 41

What are the
four H's in
4-H? - RB 1

Any exhibitor falling
from the horse during a
judged event will receive
a(n) _____
ribbon. - RB 3

In timed events, the
clock will start when the
horse's _____
crosses the starting line.
- RB 4


In all timed events,
touching an obstacle with
your hand in an attempt to
prevent it from tipping over
will result in a _____
second penalty per
obstacle. - RB 4



A red ribbon in a
horse's tail indicates
that the horse may
_____. - RB 4




A red ribbon in a
horse's mane
indicates that the
horse may
_____. - RB 4



A 4-H patch must
be worn on the
upper _____
sleeve. - RB 4




If a patch is not worn, it is a drop in _____ .
- RB 4




_____ scores will break all ties in Western 4-H horse shows. -
RB 7



All bits in judged events must have a _____ inch minimum shank. -
RB 8



Check the _____ ,
_____ and
_____ before mounting. - RB 14




What are the five categories on the scorecard for western horsemanship? - RB 14

Western equitation will include no more than _____ separate maneuvers. - RB 15

In bareback equitation, the toes should be _____ and _____ . - RB 19

To show in the two handed training classes a horse must be _____ year(s) old or younger. - RB 19


To be in the two handed training classes, the horse must never have been shown in a _____ bit. - RB 19



A horse can show in the two-handed classes for no more than _____ year(s). - RB 19



In the Trail class, only _____ trials per obstacle are permitted. - RB 24




In Keyhole, there is a _____ second penalty per foot imposed when the horse steps on or over any white line marking the keyhole. - RB 40




In the Flag Race, a _____ second penalty is given if the flag is touching the side of the bucket. - RB 42




The arena will be raked around the time event obstacles after at least _____ runs. - RB 40




The pole bending pattern contains _____ poles that are set _____ feet from the starting line. - RB 40




In the barrel pattern, the distance between barrel 1 and barrel 2 is _____ feet, and the




distance between
barrels 2 and 3 is
_____ feet -
RB 40



The exhibitor can
run a _____ or
a _____ barrel
pattern - RB 40



The Scurry event
is a combination of
_____ and
_____. -
RB 40



When running the Scurry
pattern, if you start up the
left side you must finish on
the _____, and if you
start on the right side, you
must finish on the
_____ - RB 41



You must run your
Scurry pattern
using an

Saddle. - RB 41


The Ring race is a
timed event of

_____ and
_____ of horse
and rider. - RB 41

The Ring Race
consists of _____
stations, _____
on each side of the
arena. - RB 41

In the Quadrangle
event, each of the
four stakes (poles)
are set _____
feet apart. - RB 42

During the
Quadrangle event,
you start and finish
in the _____ of
the pattern. - RB 42



The Figure Eight Stake
Race consists of
_____ stakes (poles)
that are set _____
feet apart.- RB 42



The start and finish
line to the Figure
Eight Stake Race is at
the _____ of
the pattern. - RB 42

