Wellbeing in Ogden, Utah – Preliminary Survey Results

To better understand individual and community wellbeing in Utah, Dr. Courtney Flint and her students conducted public-intercept iPad surveys in 16 cities in Summer 2019. Surveys were conducted at a combination of venues including: grocery stores, Wal-Mart stores, city offices, libraries, and public events.

This is a five-year study and data collection will continue in the future. We are currently meeting with city representatives to gather input on local wellbeing and reactions to preliminary survey findings. We look forward to your input!

In Ogden, we surveyed 122 people. They were somewhat representative of the people of Ogden as shown in comparison with American Community Survey estimates (collected by the Census Bureau) below. Our survey sample has a higher proportion of individuals below 50, college graduates, and non-white individuals than the population estimates. We will continue to look for opportunities to conduct surveys in Ogden to collect a more representative sample.

Study Site: Ogden	Demographics of Survey Respondents	American Community Survey 2013-2017 Estimates for Population Demographics
Age 18-50	77.9%	65.2% of adults 18 or over
Age 50 or Over	22.1%	34.8% of adults 18 or over
Non-Female (Male, Other, Prefer Not to Say)	45.9%	51.6% (Male only)
Female	54.1%	48.4%
No College Degree	68.6%	80.2%
College Degree (4-year)	31.4%	19.8%
Median Household Income	NA	$43,361
Income Under $25,000	30.0%	26.5%
Income $25,000 to $99,999	55.0%	61.2%
Income $100,000 or over	15.0%	12.3%
Religion Latter-Day Saints	25.4%	NA
Religion Non-Latter-Day Saints	74.6%	NA
Race/Ethnicity White	63.0%	84.8%
Race/Ethnicity Non-White	37.0%	15.2%

Survey Results Compiled and Presented by
Professor Courtney Flint
Utah State University

courtney.flint@usu.edu
(435) 797-8635

Funding for this study has been provided by the Utah Agricultural Experiment Station, the USU Office of Research, and the USU College of Humanities and Social Sciences.

The following graphs present findings on survey questions.

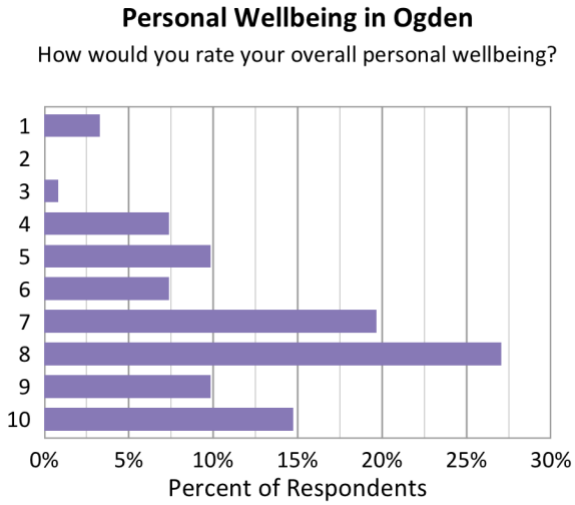

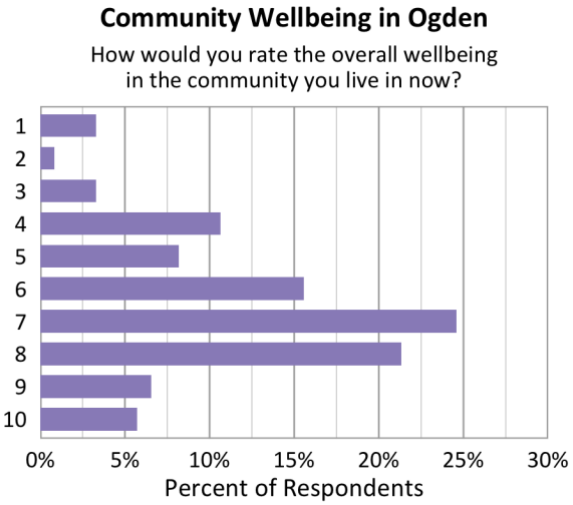

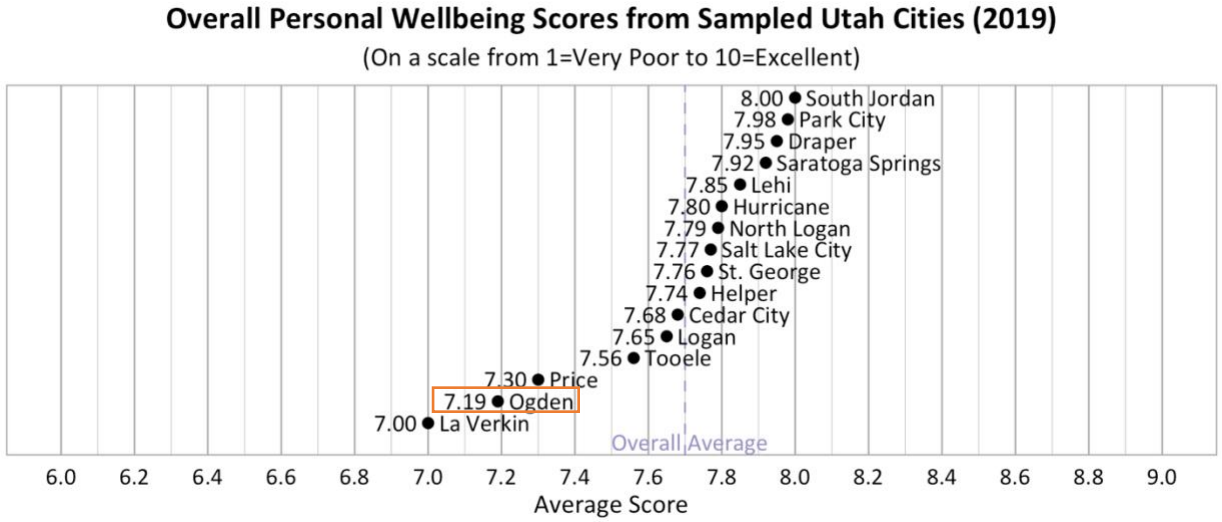

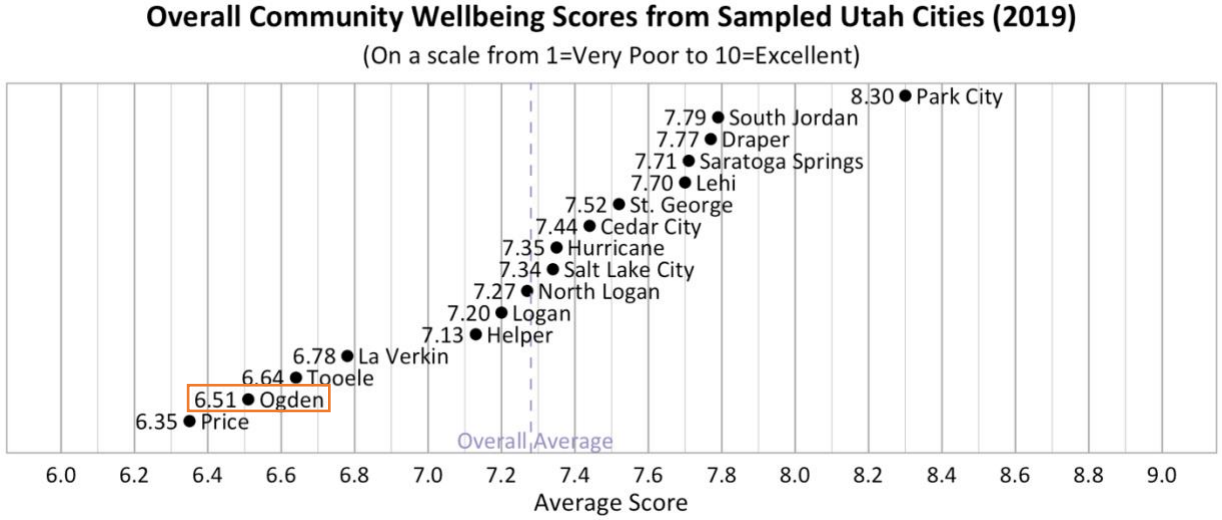

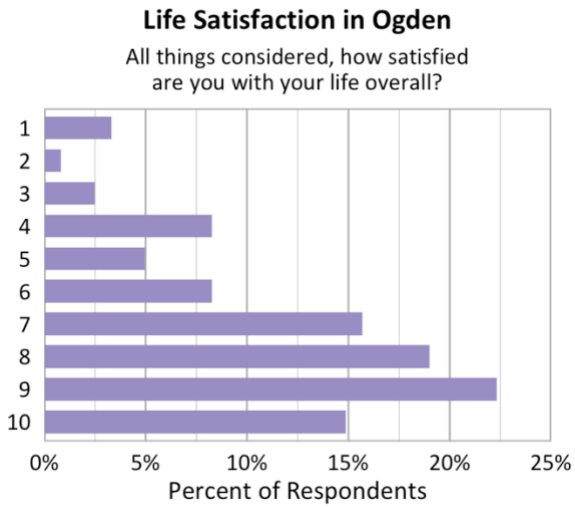

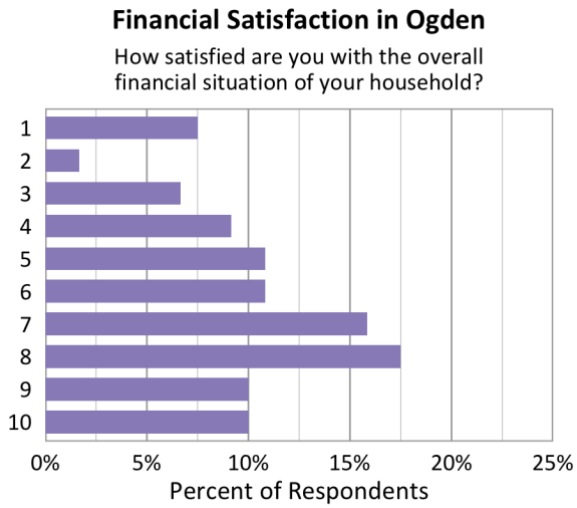

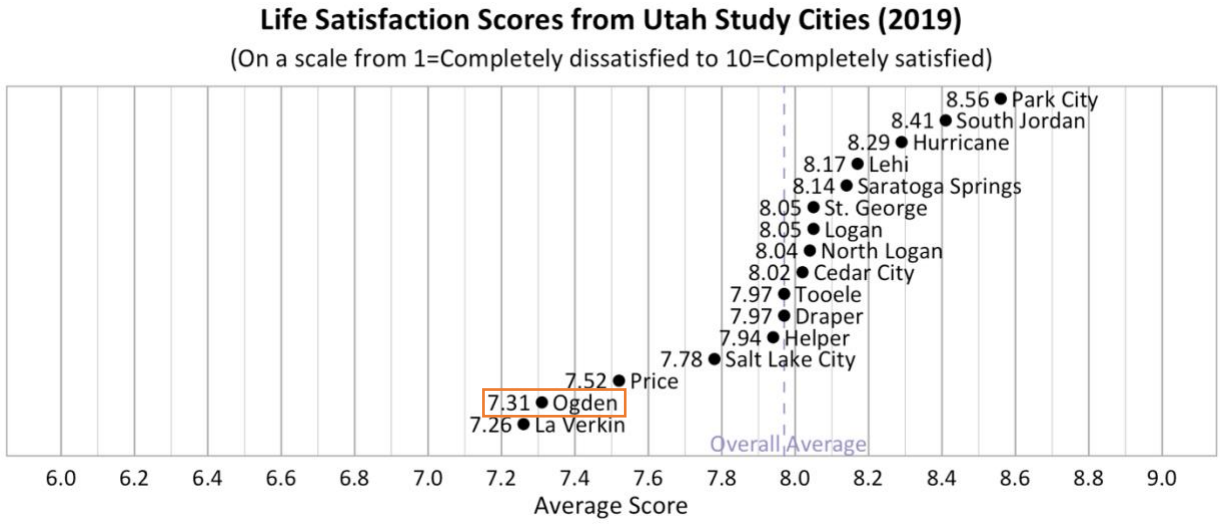

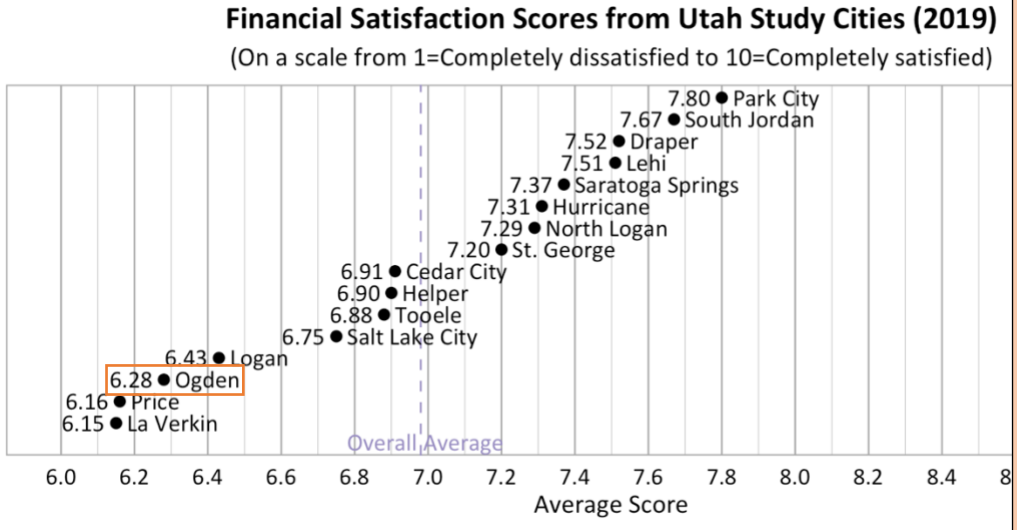

Median Household Incomes (2017)

Draper	$110,270
Park City	$104,182
South Jordan	$ 99,856
Saratoga Spr.	$ 88,804
Lehi	$ 85,794
North Logan	$ 70,139
Tooele	$ 58,770
St. George	$ 54,022
Salt Lake City	$ 54,009
Helper	$ 51,363
La Verkin	$ 50,075
Hurricane	$ 49,961
Price	$ 45,388
Ogden	$ 43,361
Cedar City	$ 42,216

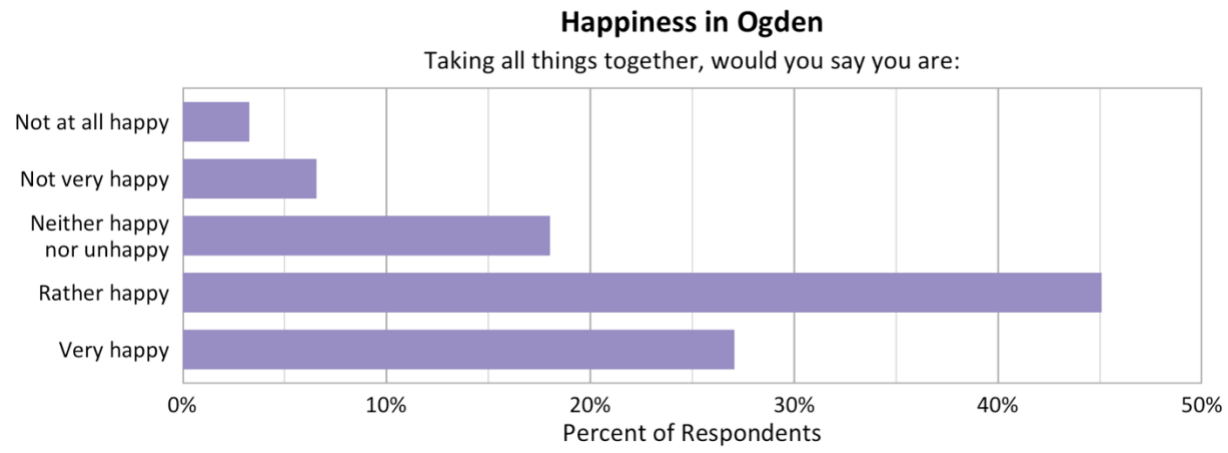
Happiness in Ogden
Taking all things together, would you say you are:
Not at all happy
Not very happy
Neither happy nor unhappy
Rather happy
Very happy
0%
10%
20%
30%
40%
50%
Percent of Respondents

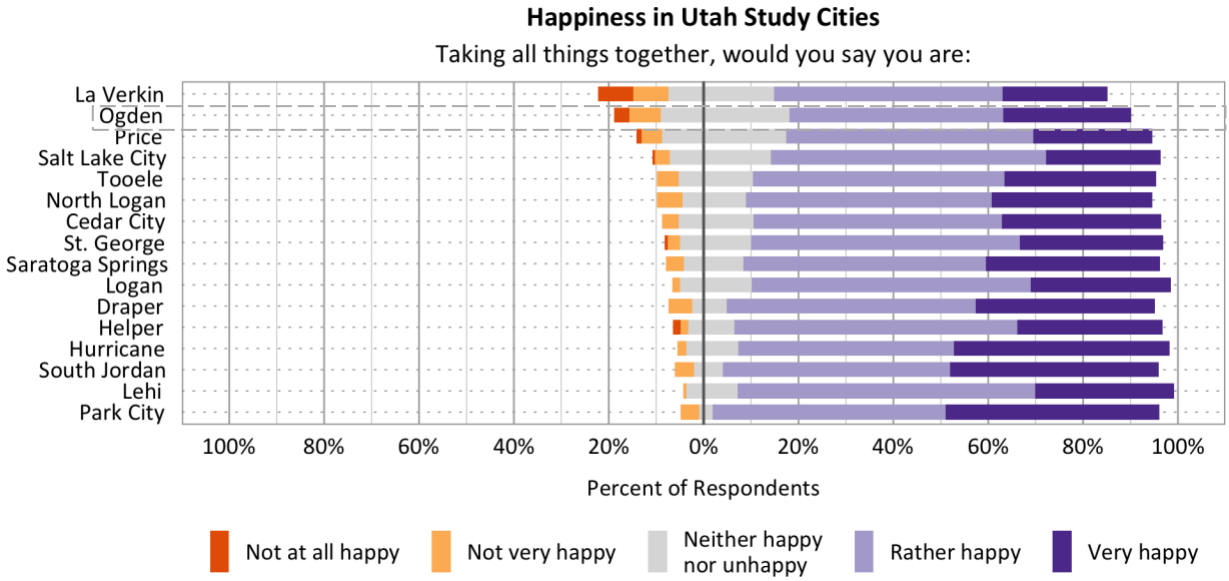
Happiness in Utah Study Cities
Taking all things together, would you say you are:
La Verkin
Ogden
Price
Salt Lake City
Tooele
North Logan
Cedar City
St. George
Saratoga Springs
Logan
Draper
Helper
Hurricane
South Jordan
Lehi
Park City
100%
80%
60%
40%
20%
0%
20%
40%
60%
80%
100%
Percent of Respondents
Not at all happy
Not very happy
Neither happy nor unhappy
Rather happy
Very happy

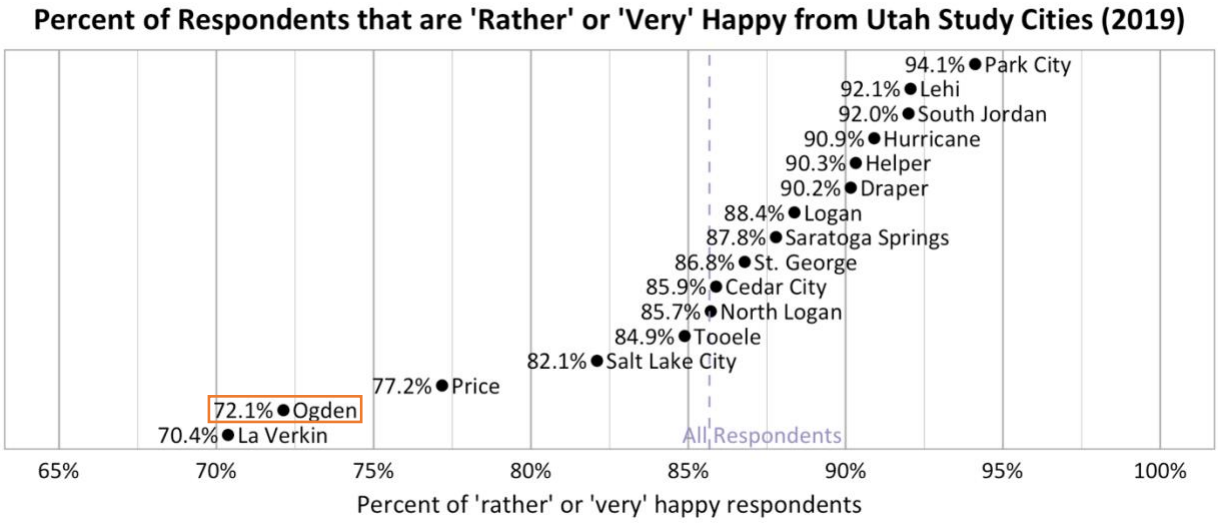
Percent of Respondents that are 'Rather' or 'Very' Happy from Utah Study Cities (2019)
94.1% Park City
92.1% Lehi
92.0% South Jordan
90.9% Hurricane
90.3% Helper
90.2% Draper
88.4% Logan
87.8% Saratoga Springs
86.8% St. George
85.9% Cedar City
85.7% North Logan
84.9% Tooele
82.1% Salt Lake City
77.2% Price
72.1% Ogden
70.4% La Verkin
All Respondents
65%
70%
75%
80%
85%
90%
95%
100%
Percent of 'rather' or 'very' happy respondents

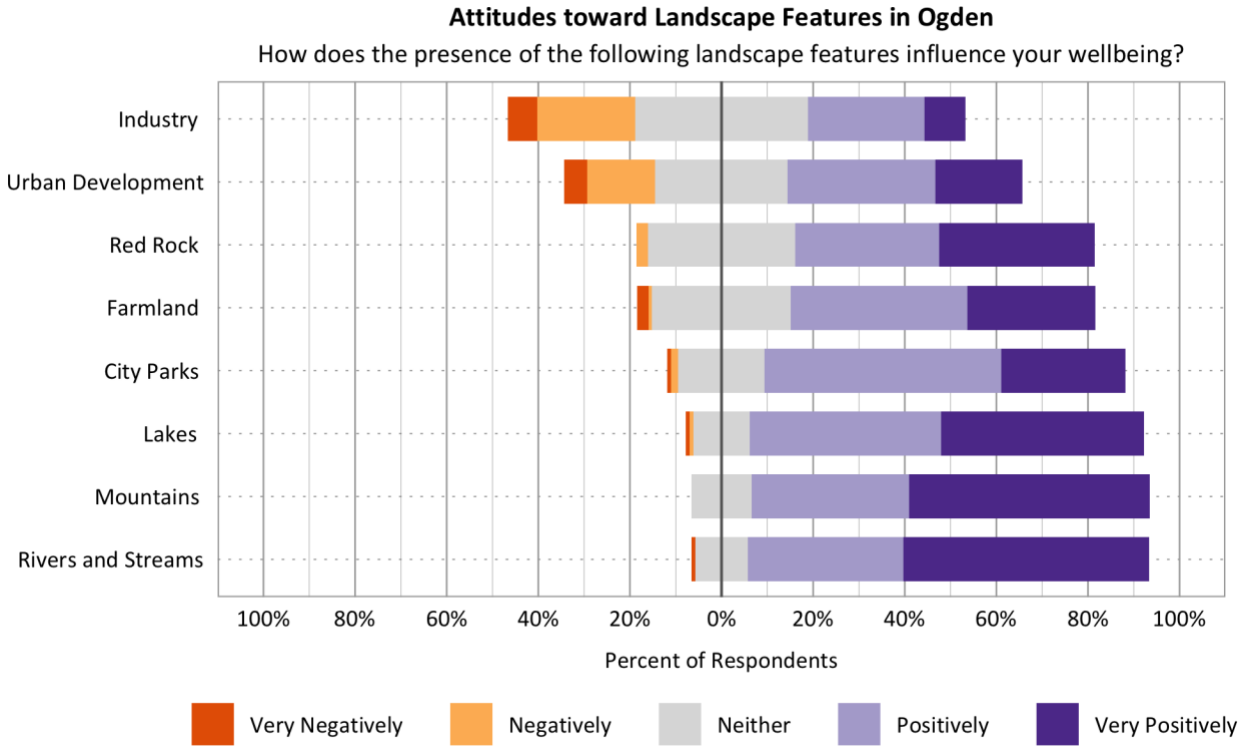
Attitudes toward Landscape Features in Ogden
How does the presence of the following landscape features influence your wellbeing?
Industry
Urban Development
Red Rock
Farmland
City Parks
Lakes
Mountains
Rivers and Streams
100%
80%
60%
40%
20%
0%
20%
40%
60%
80%
100%
Percent of Respondents
Very Negatively
Negatively
Neither
Positively
Very Positively

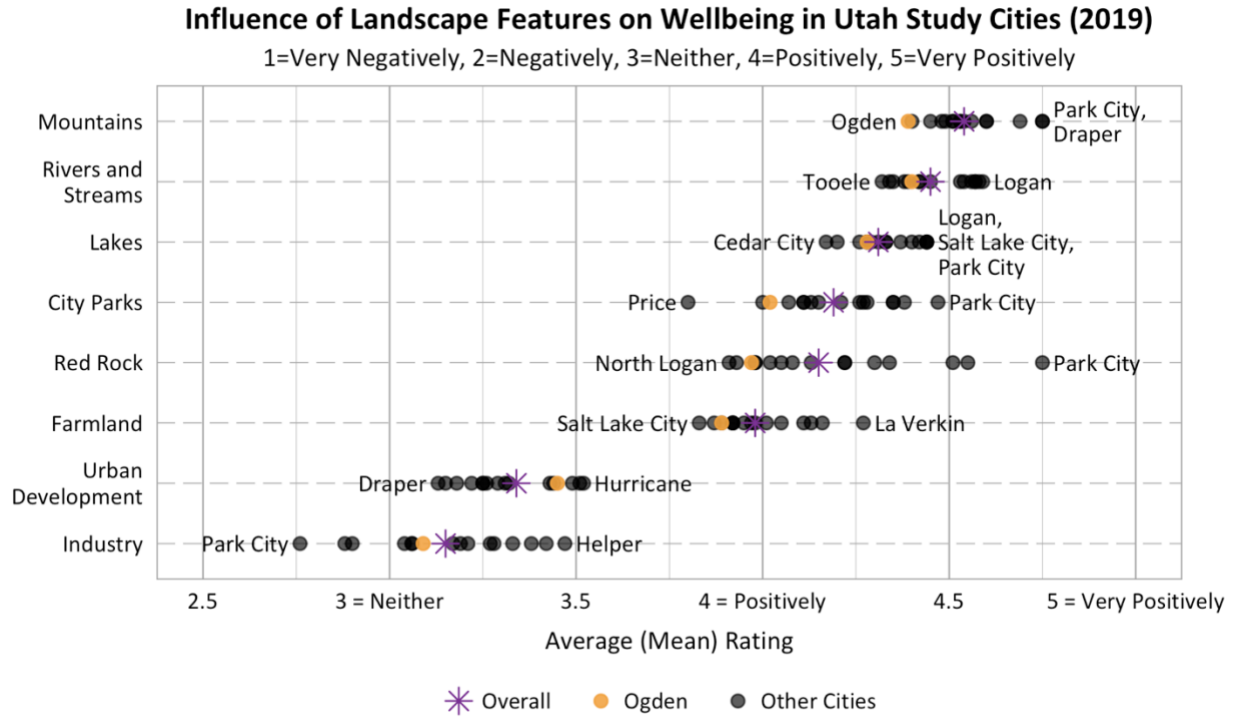
Influence of Landscape Features on Wellbeing in Utah Study Cities (2019)
1=Very Negatively, 2=Negatively, 3=Neither, 4=Positively, 5=Very Positively
Mountains
Rivers and Streams
Lakes
City Parks
Red Rock
Farmland
Urban Development
Industry
Ogden
Park City, Draper
Tooele
Logan
Cedar City
Logan, Salt Lake City, Park City
Price
Park City
North Logan
Park City
Salt Lake City
La Verkin
Draper
Hurricane
Park City
Helper
2.5
3 = Neither
3.5
4 = Positively
4.5
5 = Very Positively
Average (Mean) Rating
Overall
Ogden
Other Cities

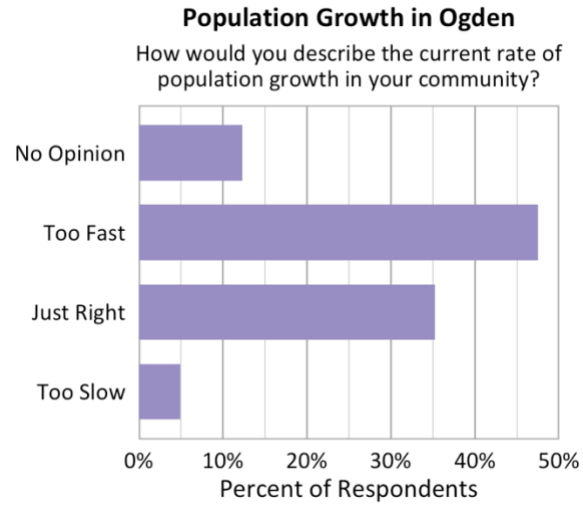
Population Growth in Ogden
How would you describe the current rate of population growth in your community?
No Opinion
Too Fast
Just Right
Too Slow
0%
10%
20%
30%
40%
50%
Percent of Respondents

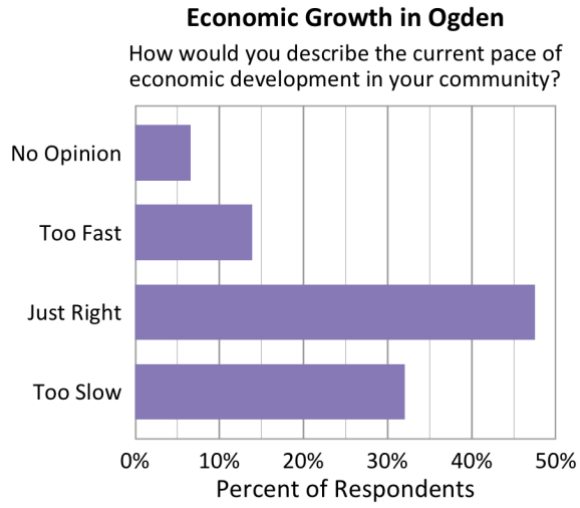
Economic Growth in Ogden
How would you describe the current pace of economic development in your community?
No Opinion
Too Fast
Just Right
Too Slow
0%
10%
20%
30%
40%
50%
Percent of Respondents

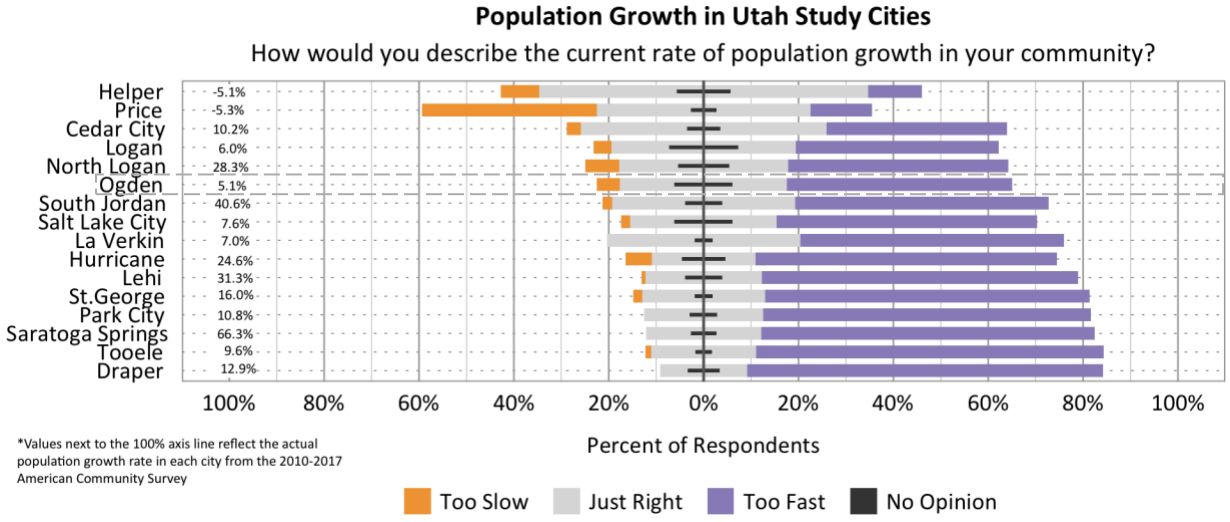
Population Growth in Utah Study Cities
How would you describe the current rate of population growth in your community?
Helper -5.1%
Price -5.3%
Cedar City 10.2%
Logan 6.0%
North Logan 28.3%
Ogden 5.1%
South Jordan 40.6%
Salt Lake City 7.6%
La Verkin 7.0%
Hurricane 24.6%
Lehi 31.3%
St.George 16.0%
Park City 10.8%
Saratoga Springs 66.3%
Tooele 9.6%
Draper 12.9%
100% 80% 60% 40% 20% 0% 20% 40% 60% 80% 100%
Percent of Respondents
*Values next to the 100% axis line reflect the actual population growth rate in each city from the 2010-2017 American Community Survey
Too Slow
Just Right
Too Fast
No Opinion

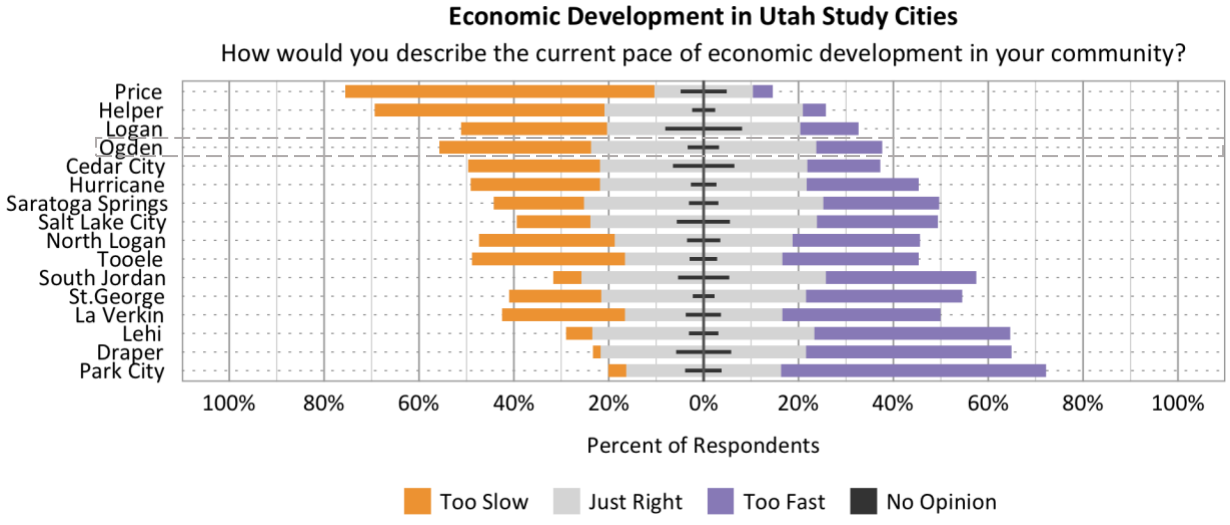
Economic Development in Utah Study Cities
How would you describe the current pace of economic development in your community?
Price
Helper
Logan
Ogden
Cedar City
Hurricane
Saratoga Springs
Salt Lake City
North Logan
Tooele
South Jordan
St.George
La Verkin
Lehi
Draper
Park City
100% 80% 60% 40% 20% 0% 20% 40% 60% 80% 100%
Percent of Respondents
Too Slow
Just Right
Too Fast
No Opinion

Wellbeing Domain Ratings in Ogden

How would you rate your level of personal wellbeing for each of the following categories?

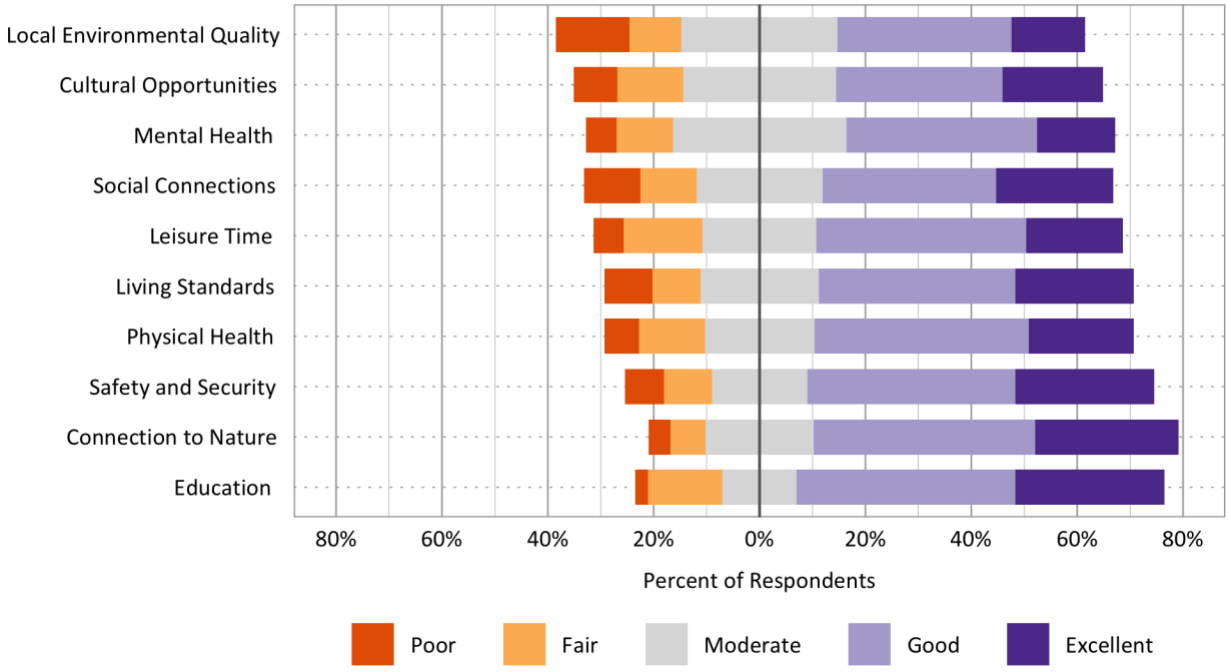

Average Ratings of Wellbeing Domains in Sampled Utah Cities (2019)

1=Poor, 2=Fair, 3=Moderate, 4=Good, 5=Excellent

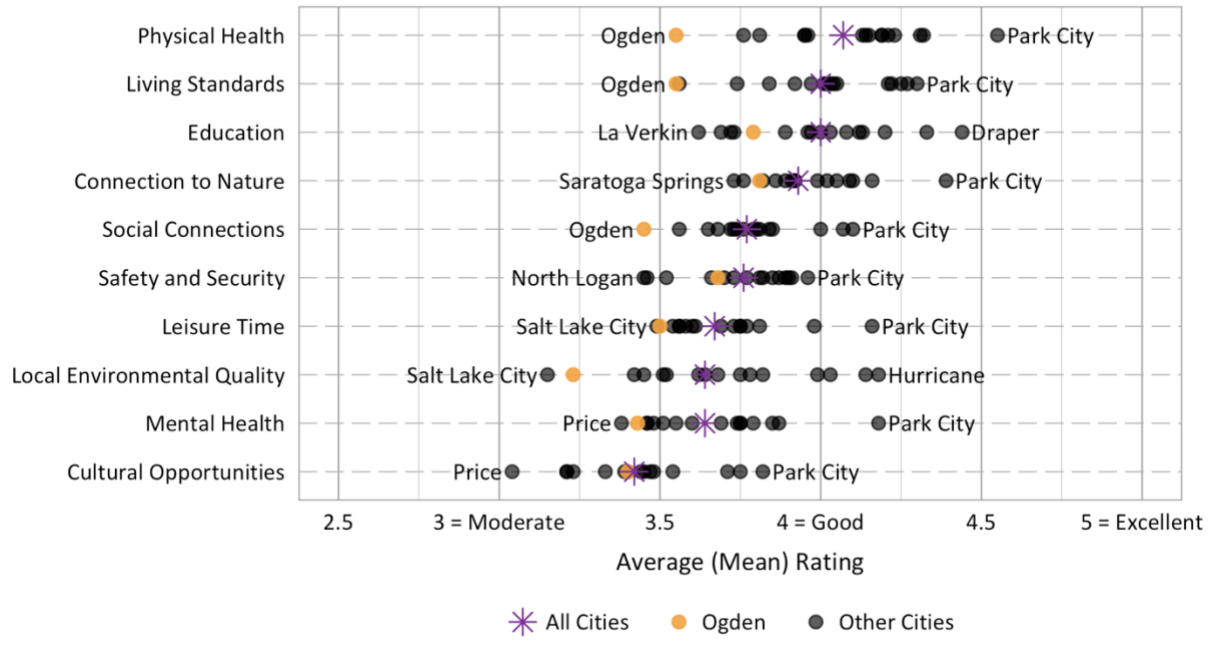

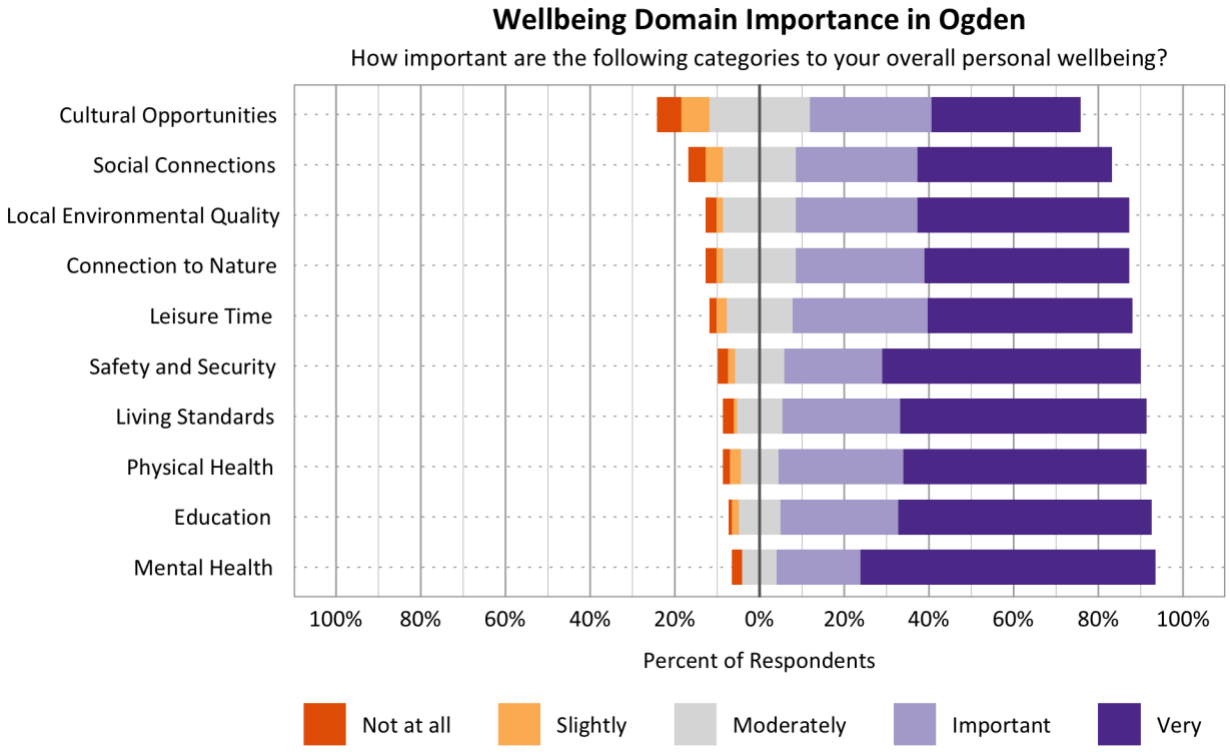
Wellbeing Domain Importance in Ogden
How important are the following categories to your overall personal wellbeing?
Cultural Opportunities
Social Connections
Local Environmental Quality
Connection to Nature
Leisure Time
Safety and Security
Living Standards
Physical Health
Education
Mental Health
100%
80%
60%
40%
20%
0%
20%
40%
60%
80%
100%
Percent of Respondents
Not at all
Slightly
Moderately
Important
Very

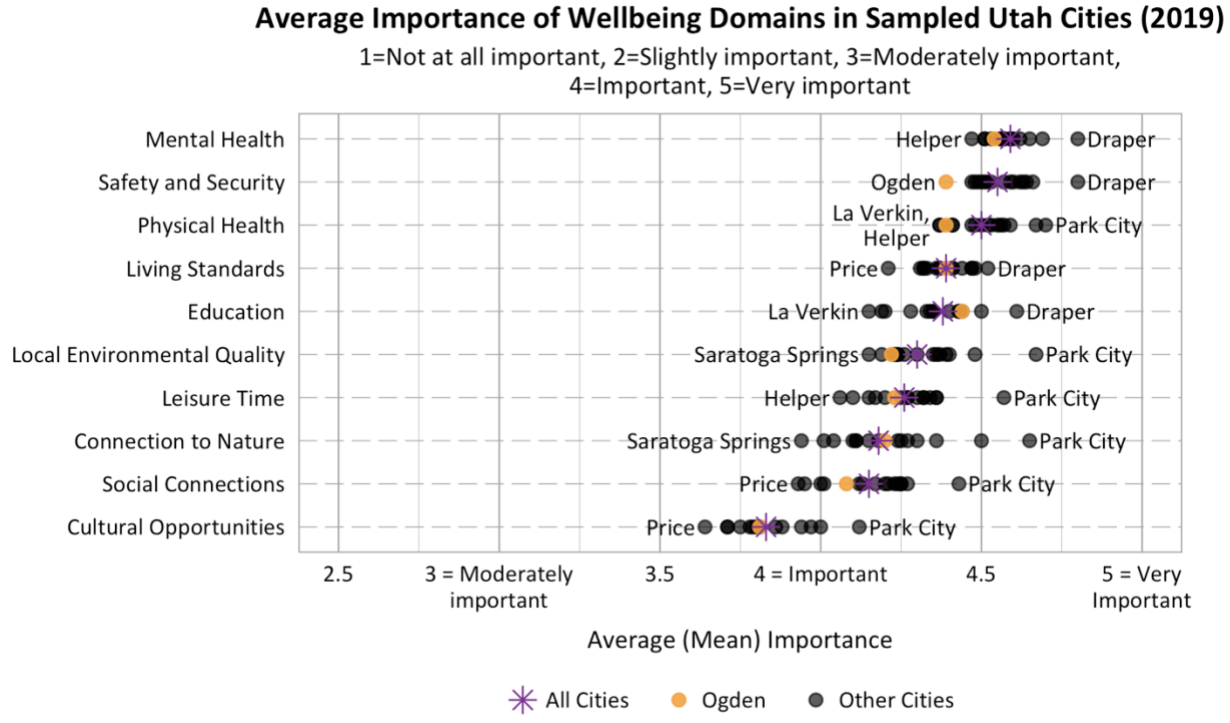
Average Importance of Wellbeing Domains in Sampled Utah Cities (2019)
1=Not at all important, 2=Slightly important, 3=Moderately important,
4=Important, 5=Very important
Mental Health
Safety and Security
Physical Health
Living Standards
Education
Local Environmental Quality
Leisure Time
Connection to Nature
Social Connections
Cultural Opportunities
Helper
Draper
Ogden
Draper
La Verkin, Helper
Park City
Price
Draper
La Verkin
Draper
Saratoga Springs
Park City
Helper
Park City
Saratoga Springs
Park City
Price
Park City
Price
Park City
2.5
3 = Moderately important
3.5
4 = Important
4.5
5 = Very Important
Average (Mean) Importance
All Cities
Ogden
Other Cities
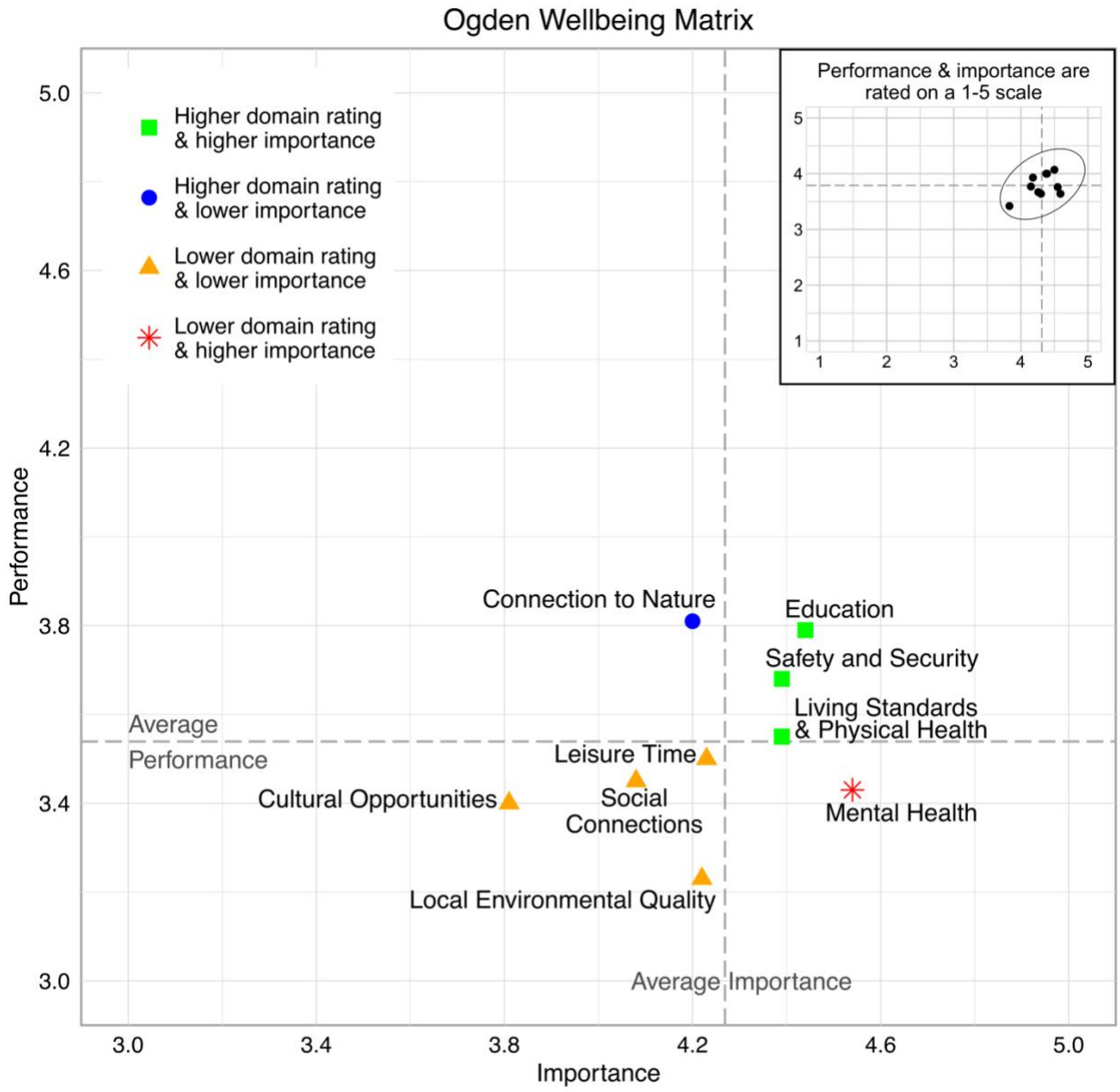
The graph below illustrates the relationship between the average rating of wellbeing domains and the average importance of each of those domains for individuals in Ogden. Mental Health was a wellbeing domain deemed very important yet rated relatively low.