

2026

Western Horse Show Patterns



In and 2 Hand Patterns - Show #1

In and 2 Hand Patterns - Show #2

In and 2 Hand Patterns - Show #3

Regular Pattern - Show #1

Regular Pattern - Show #2

Regular Pattern - Show #3

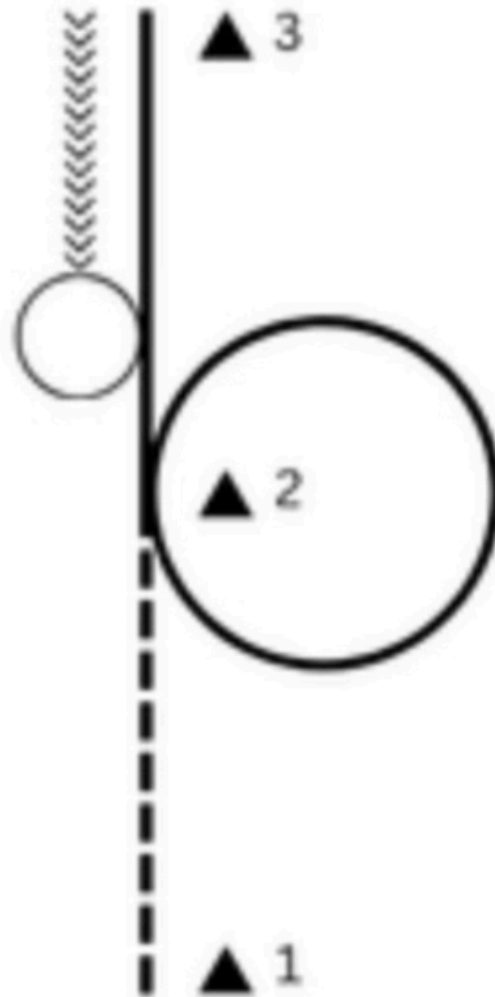
BLUE

GREEN



In Hand/ Two Hand

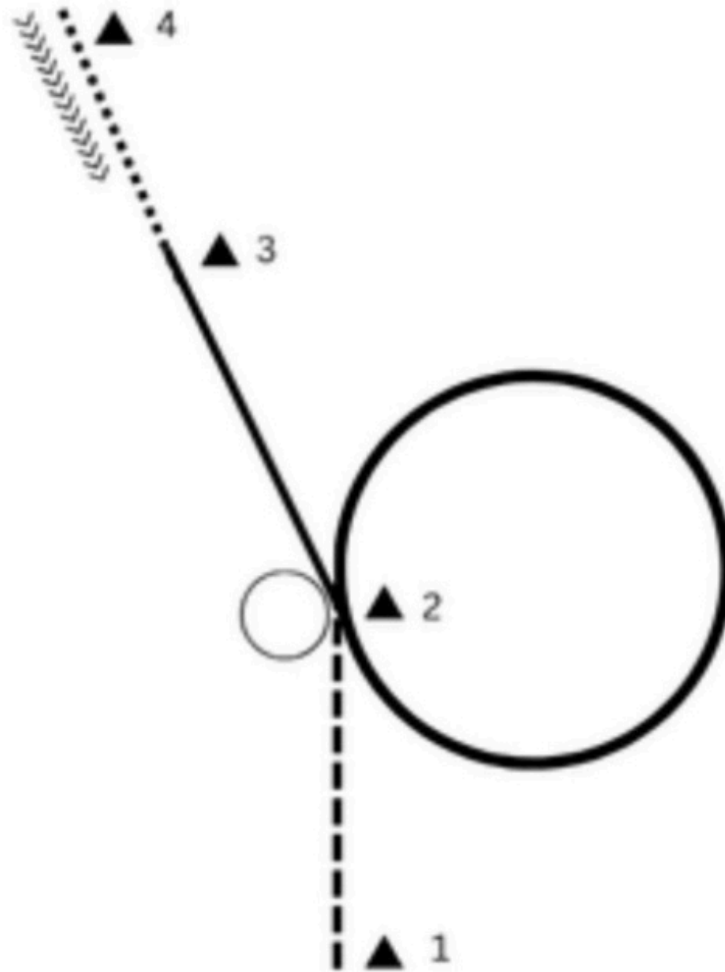
Showmanship Show 1



1. Set up at 1
2. Walk to 2, at 2 pick up a trot
3. Trot in a circle around 2, up to the judge
4. Stop at the judge and set up for inspection
5. Back two horse lengths
6. Pivot 180 degrees

In Hand/ Two Hand

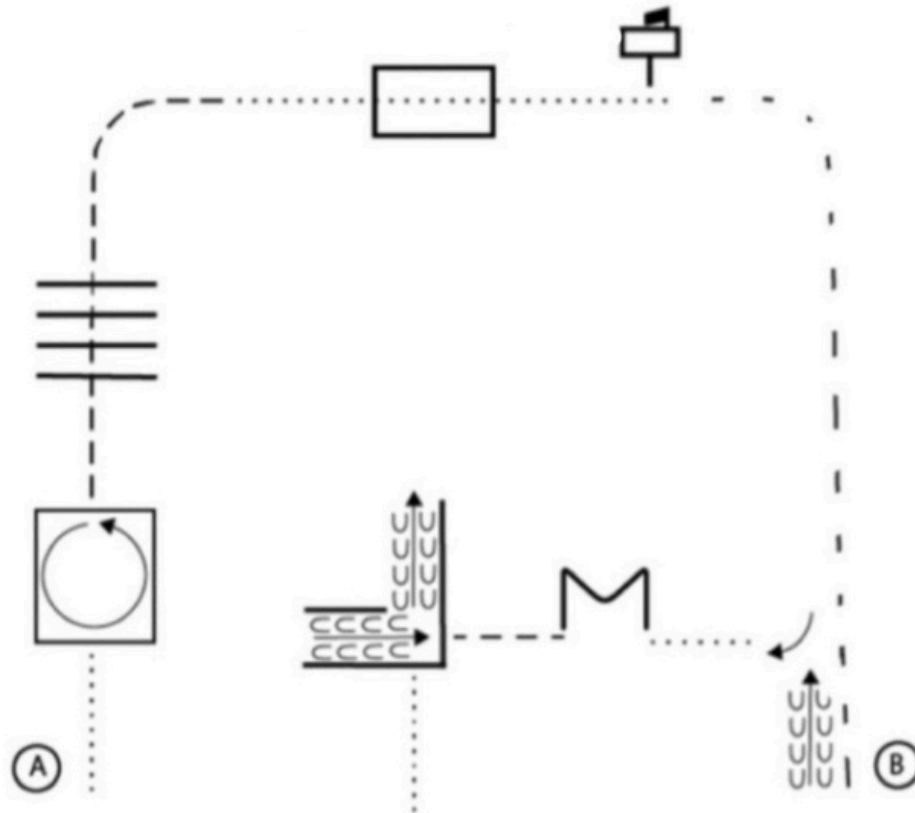
Horsemanship Show 1



1. Start at 1, trot to 2 and stop
2. At 2 pivot 360 degrees to the right
3. Pick up the right lead and lope a large circle around 2
4. At 2 stop and pivot 360 degrees to the left
5. Lope on left lead to 3 and break to a walk
6. At 4 stop and back two horse lengths

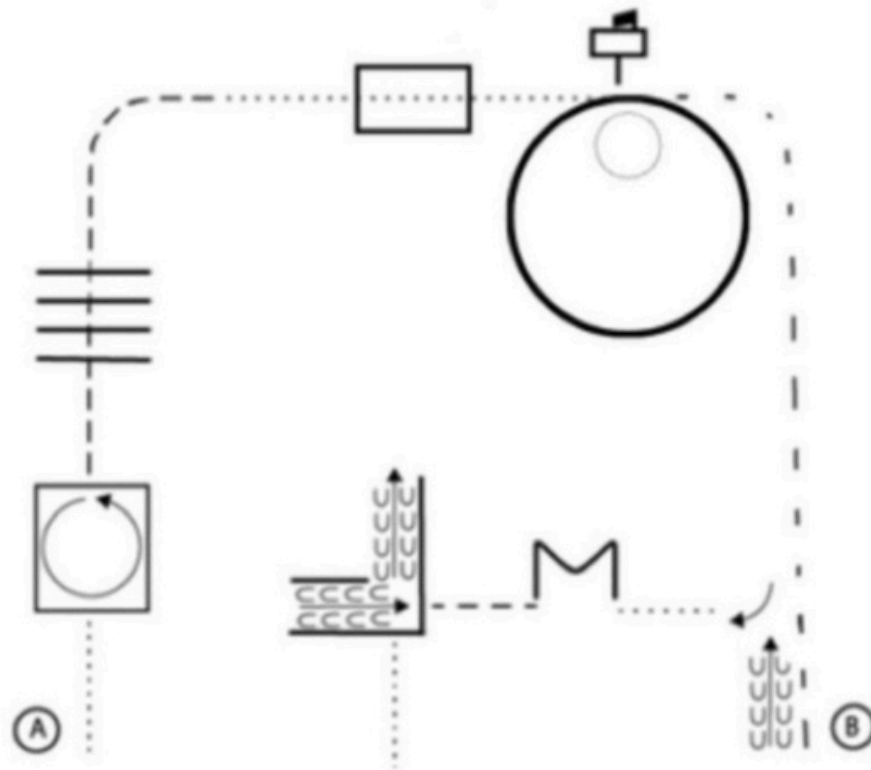
In Hand Trail

Show 1



1. Start at cone A
2. Walk into log box then stop
3. Perform 360 degree turn to the left
4. Exit log box at a walk then pick up jog
5. Jog to and over logs and continue around corner
6. Break to walk and continue over bridge
7. Continue to walk to mailbox
8. Open mailbox, remove and replace item, close mailbox
9. Trot to cone B and stop
10. Back one horse length
11. Perform 90 degree pivot to the right
12. Walk to gate then stop
13. Perform a right hand gate
14. Trot into L logs and then stop once back feet have cleared all logs
15. Back through L logs then stop
16. Walk until even with cone A then stop
17. Acknowledge judge to show completion

Two Hand Trail- Show 1

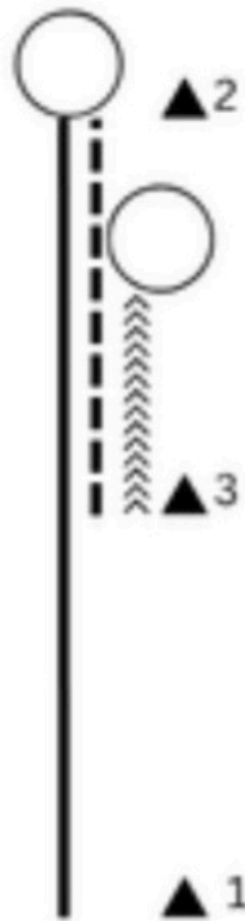


1. Start at A
2. Walk into box, stop and perform 360 degree pivot to the left
3. Exit at a walk and pick up a jog
4. Jog over logs and around the corner
5. Break to a walk and walk over bridge
6. Stop at mailbox and pivot 180 degrees to the right
7. Pick up left lead and lope a large circle
8. Stop at mailbox and pivot 180 degrees to the right
9. Pick up right lead and lope a large circle
10. Stop at mailbox, open mailbox remove item, show judge, and place back in and close mailbox
11. Trot around corner to B and stop
12. Back one horse length and pivot 90 degrees to right
13. Walk to gate and perform a right hand gate
14. After Gate trot into L and stop
15. Back through L and walk out straight
16. Stop even with A and acknowledge judge

In Hand/ Two Hand

Showmanship

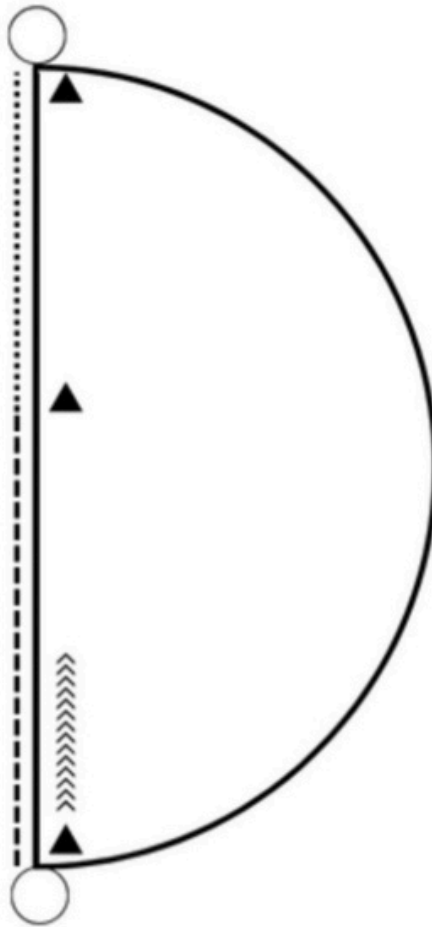
Show 2



1. **Set up at 1**
2. **Trot to 2 and stop**
3. **Pivot 180 degrees**
4. **Walk to the judge and set up for inspection**
5. **Back one horse length**
6. **Pivot 90 degrees**

In Hand/ Two Hand

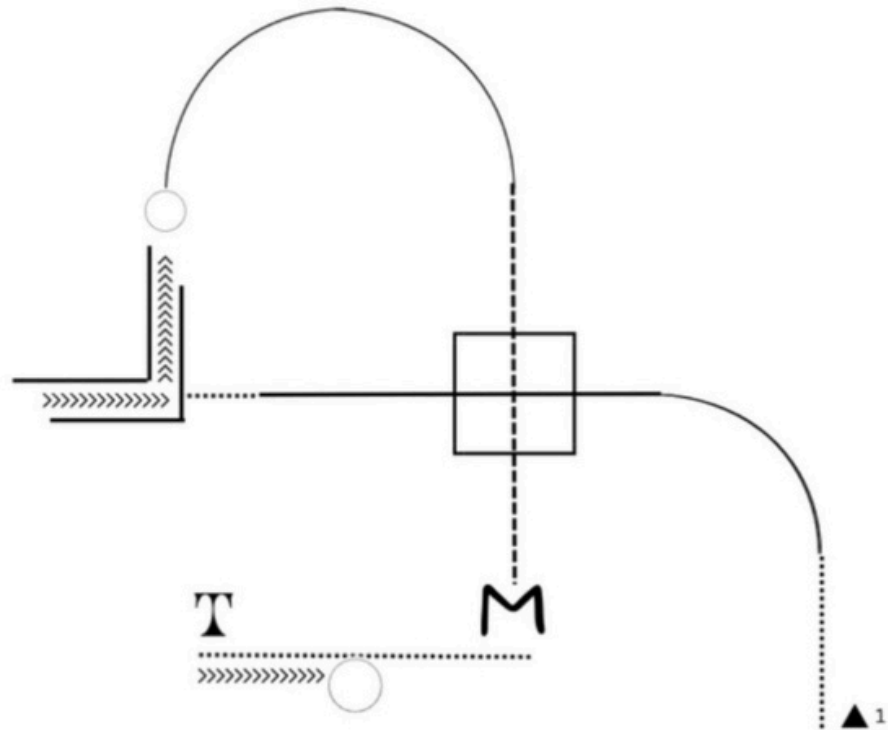
Horsemanship Show 2



1. Start at 1, lope on left lead to 3 and stop
2. At 3 pivot 90 degrees to the right
3. Lope on right lead half a circle to 1 and stop
4. At 1 pivot 270 degrees to the left
5. Lope on right lead to 3 and stop
6. At 3 pivot 180 degrees to the right
7. Walk to 2, at 2 trot to 1
8. At 1 stop and back two horse lengths

In Hand/ Two Hand Trail- Show 2

In Hand jog instead of lope

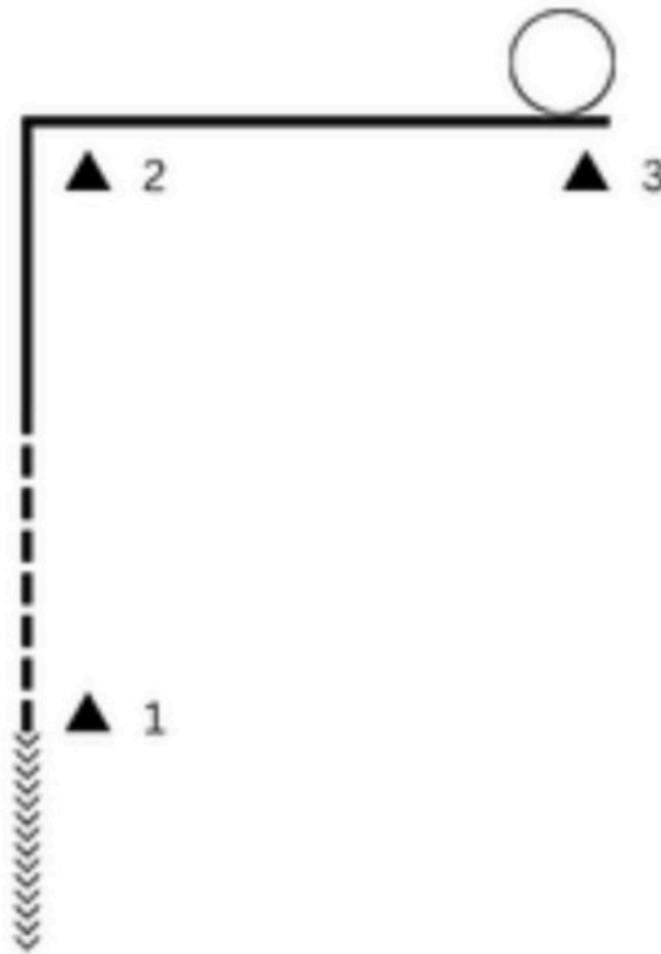


1. Start at 1, walk out
2. Pickup left lead and lope through the box
3. Break to walk just before the L, walk to the end of the L
4. Back through L and pivot 180 degree pivot to the left
5. Pick up right lead, lope half a circle
6. Halfway to the box break to a jog, jog through the box
7. Stop at the gate and preform a right hand gate
8. Walk to slicker and stop
9. At slicker stop and remove slicker, lay it across your saddle and place it back on the pole
10. Back one horse length
11. Pivot 360 degrees to the right and acknowledge the judge

In Hand/ Two Hand

Showmanship

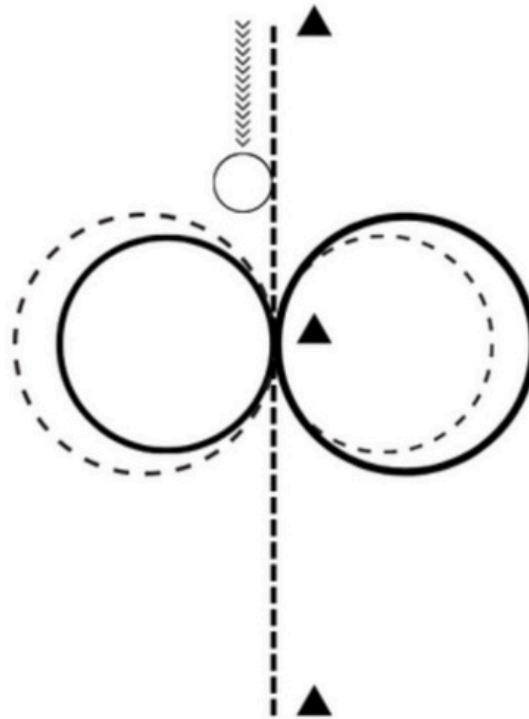
Show 3



1. **Set up at 1**
2. **Back two horse lengths**
3. **Walk halfway to 2 and pickup a trot**
4. **Trot around 2 and to the judge**
5. **Stop and set up for inspection**
6. **After inspection pivot 360 degrees**

In Hand/ Two Hand

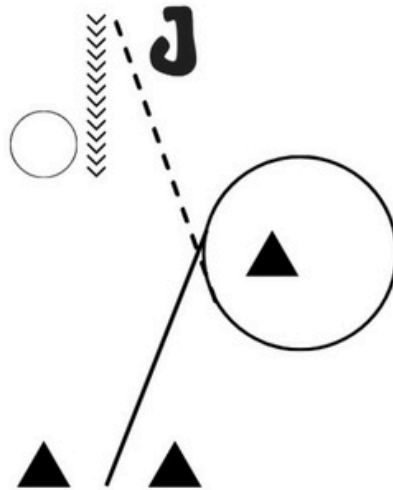
Horsemanship Show 3



1. Start at 1
2. Trot to 2
3. At 2 circle to the left making a large circle
4. At 2 pick up the left lead and lope a smaller circle
5. At 2 break down to a trot to the right making a small circle
6. At 2 pick up the right lead loping a large circle
7. Keep loping on the right lead past 2
8. Stop at 3 and back one horse length
9. Pivot 360 degrees to the left

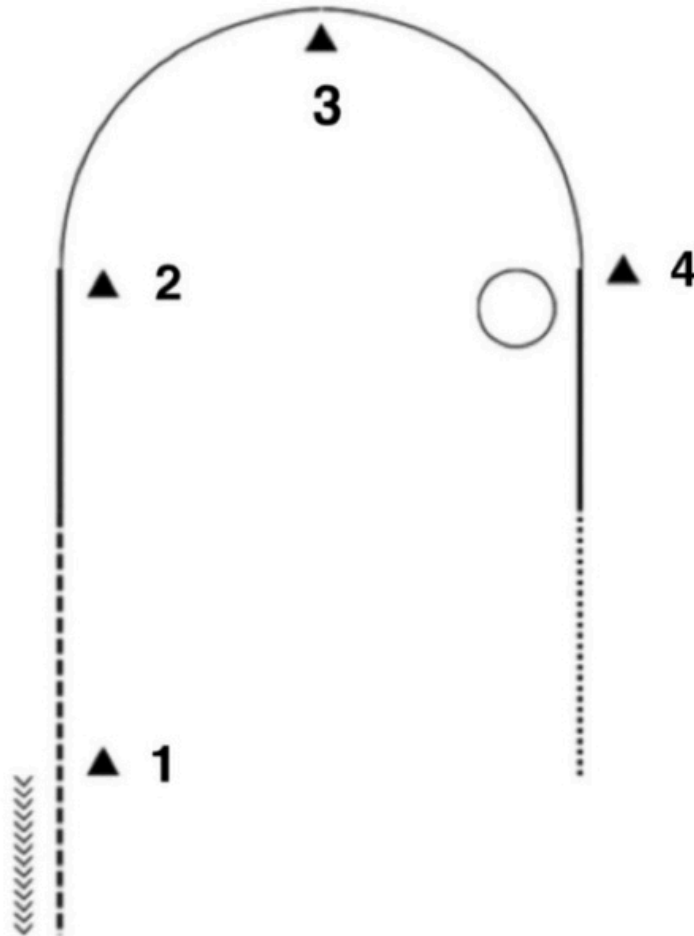
Novice/ Junior Show 1

Showmanship



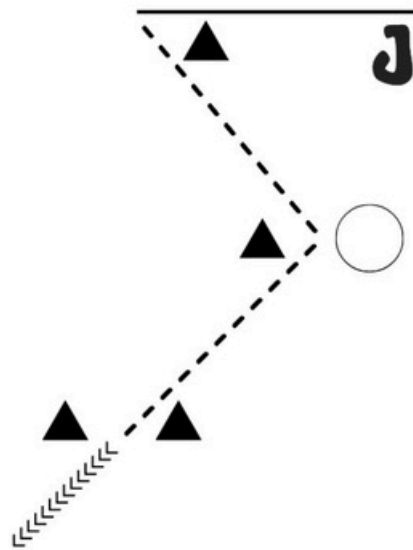
1. Set up at A
2. Trot to B and around in a circle
3. Break to walk and walk to judge
4. Set up for inspection
5. After inspection back one horse length and pivot 360°
6. Exit at a walk

Novice/ Junior Horsemanship Show 1



1. Start at 1
2. Back two horse lengths
3. Trot past 1 and halfway to 2
4. Pick up the right lead and lope past 2 and around 3
5. At 4 stop and pivot 360 degrees to the right
6. Pick up the left lead and lope halfway
7. Break to a walk

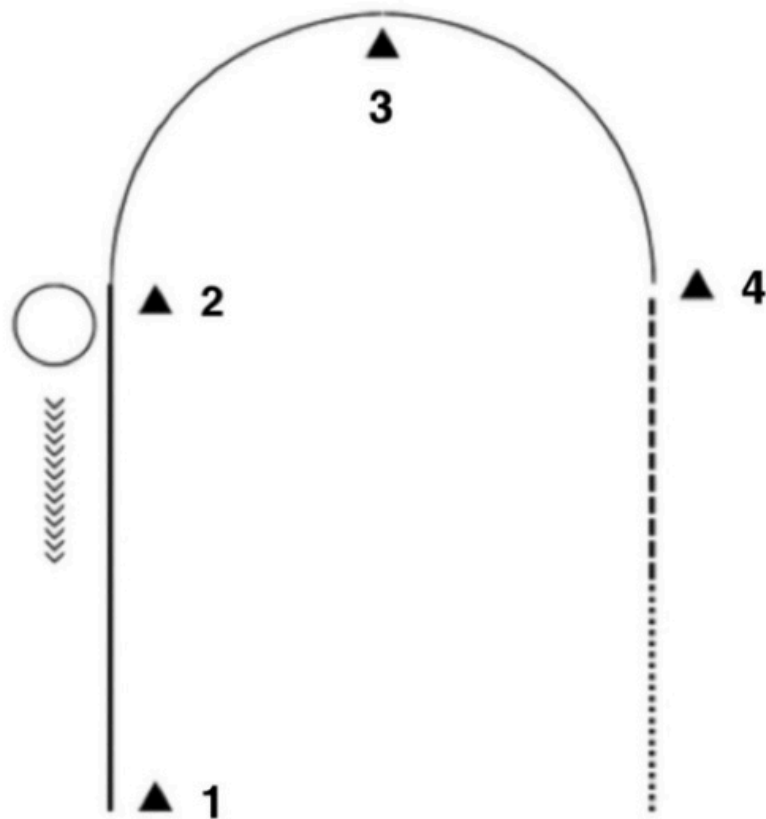
Inter/ Senior Show 1 Showmanship



1. Start at cone A
2. Back one horse length and trot to B
3. At B stop and pivot 270°
4. Trot to C and walk to judge
5. Set up for inspection
6. After inspection exit at walk

Intermediate/ Senior

Horsemanship Show 1

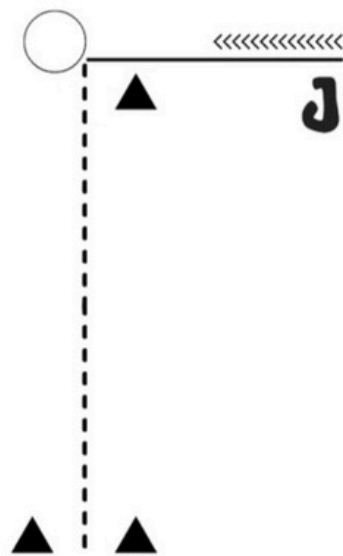


1. Be ready at 1
2. Lope on the left lead
3. Stop at 2
4. Pivot 360 degrees to the left
5. Back two horse lengths
6. Lope on right lead around 3
7. Break to an extended jog at 4
8. Halfway break to a walk

Novice/ Junior

Show 2

Showmanship

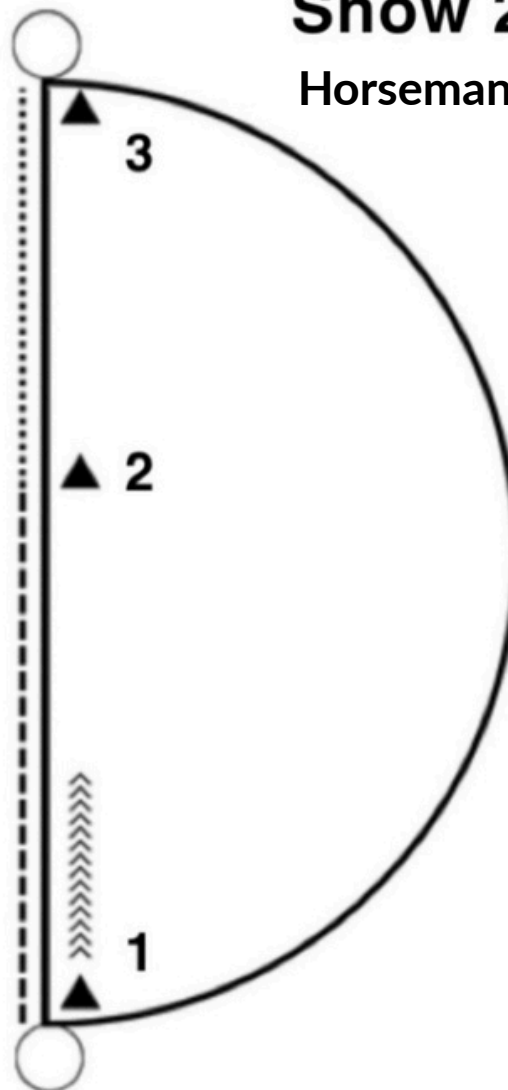


1. Trot from cone A past cone B
2. Stop and perform a 275° pivot
3. Walk to judge
4. Set up for inspection
5. Back one horse length and exit at a walk

Novice/ Junior

Show 2

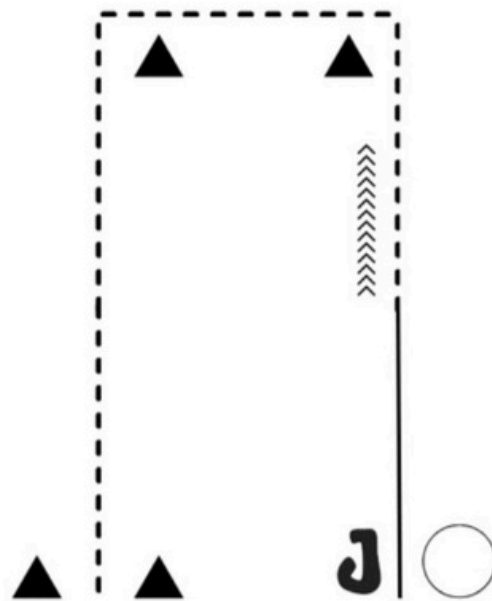
Horsemanship



1. Start at 1, lope on left lead to 3 and stop
2. At 3 pivot 90 degrees to the right
3. Lope on right lead half a circle to 1 and stop
4. At 1 pivot 270 degrees to the left
5. Lope on right lead to 3 and stop
6. At 3 pivot 180 degrees to the right
7. Walk to 2, at 2 trot to 1
8. At 1 stop and back two horse lengths

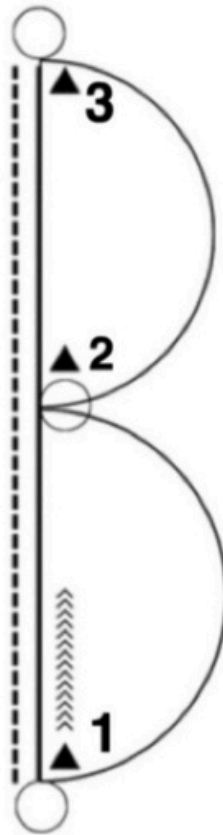
Inter/ Senior Show 2

Showmanship



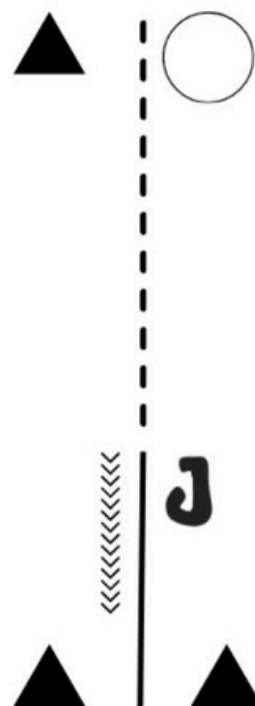
1. Trot from A around B and C
3. Stop halfway and back one horse length
4. Walk to judge and set up for inspection
5. Pivot 270°
6. Exit at walk

Intermediate/ Senior Horsemanship Show 2



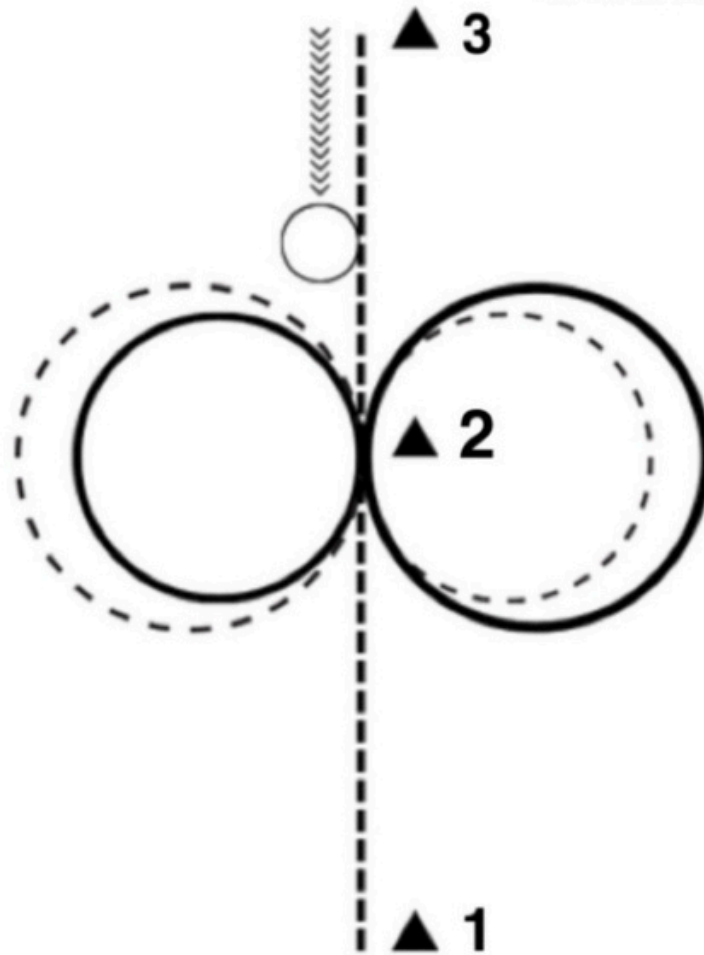
1. Start at 1, lope on the left lead to 3 and stop
2. At 3 pivot 90 degrees to the right, lope half a circle on the right lead to 2
3. Stop at 2 and pivot 180 degrees to the left
4. Lope half a circle on the right lead to 1 and stop
5. Pivot 270 degrees to the left
6. Trot to 3, stop and pivot 180 degrees to the right
7. Lope on the left lead to 1, stop and back two horse lengths

Novice/ Junior Show 3 Showmanship



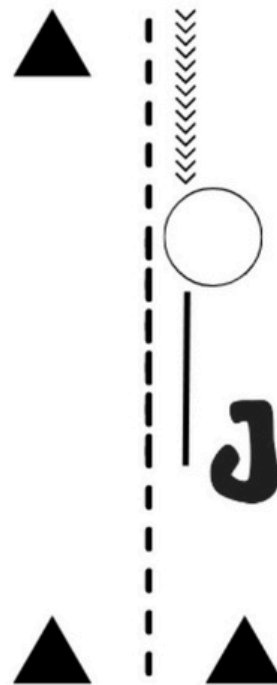
1. Set up at A
2. Walk past judge and stop
3. Back two horse lengths and set up for inspection
4. After inspection jog to B and stop
5. Pivot 360° and exit at walk

Novice/ Junior Horsemanship Show 3



1. Start at 1
2. Trot to 2
3. At 2 circle to the left making a large circle
4. At 2 pick up the left lead and lope a smaller circle
5. At 2 break down to a trot to the right making a small circle
6. At 2 pick up the right lead loping a large circle
7. Keep loping on the right lead past 2
8. Stop at 3 and back one horse length
9. Pivot 360 degrees to the left

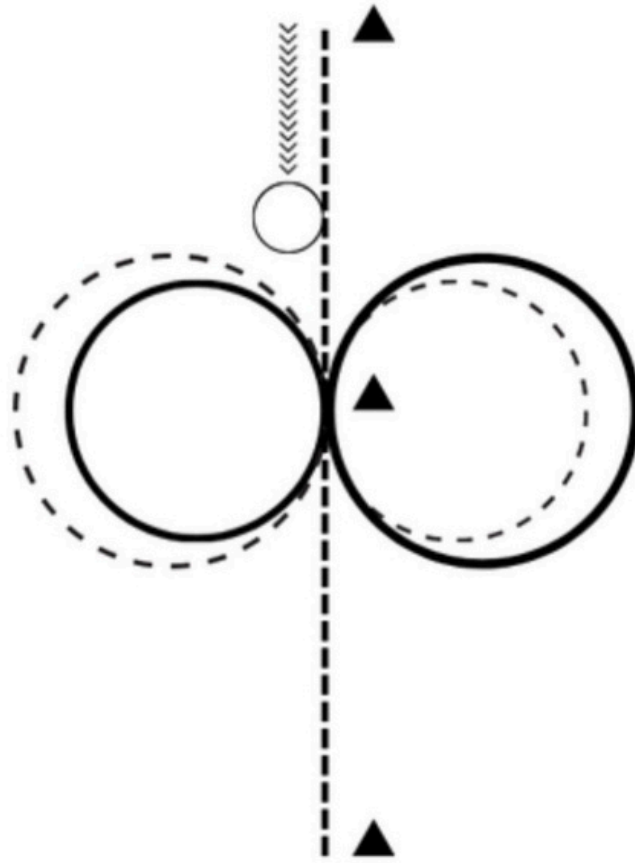
Inter/ Senior Show 3 Showmanship



1. Set up at A
2. Jog to B and stop
3. Back two horse lengths
4. Pivot 180°
5. Walk to judge and set up for inspection
6. After inspection exit at a jog

Inter/ Senior

Horsemanship Show 3



1. **Start at 1**
2. **Trot to 2**
3. **At 2 circle to the left making a large circle**
4. **At 2 continue trot making a small circle to the right**
5. **At 2 pick up the right lead loping a large circle**
6. **At 2 switch leads to left and lope a small circle**
7. **At 2 break to an extended jog to 3**
8. **Stop at 3 and back one horse length**
9. **Pivot 360 degrees to the left**
10. **Exit at a walk**