

# 4-H News

Rebecca Mills, FCS Agent

Michele Visarraga, 4-H Assistant



Volume 1 Issue 2

April 2010

## 4-H County Contests Coming

Dates have been set for the 2010 Sevier County 4-H County Contests. The contests are open to all enrolled 4-H members in Sevier County. County Contests are a pre-fair opportunity to test the skills and knowledge 4-H members have learned in club work during the year. The contests are also the way Senior 4-H members can qualify for the State Contests held later in the summer. **Deadline to register for County Contests is Friday, May 28th at 5 p.m.** Please refer to the information below for more details and feel free to contact the Extension Office for more information or to register. Additional contest information including judging criteria can be found at <http://utah4h.org/htm/events-registration/statecontests>.

**Contest Dates:** Wednesday-Friday, June 2-4, 2010.

**Where:** Sevier County Extension Office, Richfield.

**What:** **Wednesday** - All Contests relating to speaking: Demonstrations, Illustrated Talks, Public Speaking, World of Work, Quilting Demonstrations.

**Thursday** - Fashion Revue 10 a.m.; Talent Revue and Video Production Contest at 7 pm. Talent Categories include: vocal, instrumental, dance, variety, and piano.

**Friday** - Foods Contests, 9 a.m. These include Favorite Foods, Chef Extraordinaire, and Healthy Cuisine.



## County Contest 101 Workshop

Have you seen the information about something called a "county contest" and wondered what it was or if it was something you could participate in? Maybe the members in your club or family have talents, skills, or abilities you'd like to see them showcase but haven't been sure how County Contests fit in. Or, maybe you're new to 4-H and are just flat out confused! The good news is that Rebecca and Michele at the 4-H office are here to help. This year *there will be a short informational workshop specifically on County Contests* - what they are, who can participate, when they will be held, how you can prepare, etc., etc. This exciting and enlightening workshop will be held on **Friday, April 23rd at 7 p.m. at the Extension Office**. If you have questions, feel free to contact the Extension Office.

## 2010 Adventure Camp

Adventure Camp will be a little different this year compared to the past! They hope to hold Adventure Camp down in Southern Utah at the San Rafael Swell, where youth that have just completed 7th and 8th grade are invited to come enjoy some primitive camping and physical challenges. This will be a three-day, two-night experience teaching life skills, friendship, leadership, teamwork, and more! Activities will include hiking, rock climbing, canyoneering, First Aid and wilderness survival, as well as communications/GPS, and a portable ropes course. Many lasting friendships are sure to be made at Adventure Camp. This will take place June 14-16, 2010, and the **application deadline is May 14, at 5:00 PM**. The cost will be \$150 dollars. Call the office at 435.893.0470 for availability of Endowment Fund partial Scholarships. Register today, space is limited!

## Upcoming Events

- Advisory Council Meeting, April 8
- Teen Council Meeting, April 8
- County Contest 101 Workshop, April 23
- Steer Weigh-ins, April 10
- Lamb & Hog Weigh-ins, May 15
- Adventure Camp applications due, May 14
- JYC Applications due, May 28
- County Contests, June 2-4

## Inside this Issue:

<b>Jr. Youth Conference</b>	<b>Pg. 2</b>
<b>4-H YFP News</b>	<b>Pg. 2</b>
<b>4-H Livestock News</b>	<b>Pg. 3</b>
<b>4-H Horse News and Show Dates</b>	<b>Pg. 3</b>

## 4-H Junior Youth Conference

Every summer in Ephraim, on the Snow College campus, 4-H presents its camp for those youth who have just completed 5th and 6th grade. Junior Youth Conference will be held June 28 – 30 this year. Youth who attend JYC are split into groups upon arrival and assigned to a Teen Leader. Youth are able to make new friends and experience new things as it is usually the first time for the youth to be on such a trip. While at the conference, all youth get the opportunity to go through many workshops that teach them about teamwork, trust, friendship, and many other life skills. Teen Leaders manage each group in order to keep the youth always busy with games, activities, or a project of some kind. Activities at JYC also include Snow Follies, which is a Snow College sponsored event in which Snow College ambassadors throw a huge water fight that everyone gets involved in! Junior Youth Conference is truly a unique event for those who come! The lessons learned and the friends made last a lifetime. **Registration deadline is Friday, May 28 at 5:00 pm.** Cost - \$110. Call the office at 435.893.0470 for availability of Endowment Fund partial Scholarships.

## YFP NEWS

The 4-H Y.F.P Program has had so many exciting activities in 2009-2010. This would not have been possible if it were not for Shevelle Peterson and Kyle Morgan. I am truly grateful to Shevelle Peterson for stepping in and filling my shoes, enabling me to do what I needed to do and fight my cancer (Hodgkin's Lymphoma). It was a scary time for me and my family. After enduring six months of chemotherapy and 30 days of radiation my cancer appears to be gone. I will have to continue to take tests making sure the cancer stays gone. After working with the 4-HY.F.P afterschool program Shevelle has decided to go back to college nearly full time. Shevelle may never know what a good friend she has been to me. I hope we can all strive to be a little bit more like her! She was a true asset to this program. Kyle Morgan was hired as Shevelle's assistant. Kyle has had a lot of changes since he began his job with 4-H y.f.p. This past summer he got married. Then with all the subliminal messages of y.f.p he also decided to go back to college. He just recently was accepted into BYU. I am happy that Kyle will have this wonderful opportunity. Many times I have told mentors and youth "look down whose feet are you standing on?" It is your own, and only you can make a better life for yourself. Stand tall on your own two feet and follow Shevelle and Kyle's example that is it is never too late to make your life's dreams come true.

## Thanks to Mentors!

The 4-H YFP Program has had outstanding mentors during this past year. The youth of this program and I have appreciated each and every one of you! To the seniors, we wish you the best for success. I have no worries for this group, all of which have such awesome qualities. We can say we knew you when. . . And some can proudly say he or she was my mentor. Thank you for sharing your time and many talents!

This April we are looking forward to a huge family night out! Everyone plan on attending. It will be so much fun!



The first five people to contact the office 893-0470 and identify the mystery people in the photo and what activity it was from will win a prize!

## YFP Summer of Fun

4-H YFP will have a lot of fun this summer, with the "Summer of Fun". You must call the Sevier County Extension Office at 893-0470 to sign up. We will have 17 spots to fill each month June and July. There will also be 13 spots for other 4-H youth wanting to join this summer club (youth who are not enrolled in YFP).


The classes will run for one week each month for ½ the day. We will be making several different crafts that are county fair and state fair quality. For the month of July, a huge Christmas wreath is one of the crafts you will be making. Here is a hint: think "Christmas in July". I will be attending 4-H Leadermete this week and will return with some fun ideas for projects to do in June.

Everyone smile awhile and remember, "Everything Fun, I Know I learned in 4-H"!

-Barbie Pearson, YFP Site Coordinator

## Southern Utah Jr. Livestock Show

The 72nd Annual Southern Utah Jr. Livestock Show will be held August 11-13, 2010 at the Sevier County Fairgrounds. The committee met the end of February and would like to make you aware of the follow dates and information.



**STEERS** Weigh-in will be **Saturday, April 10th, 8:30-10:30 am at Johnson's Feedlot in Aurora.** Recommended weights will be from 800-1000 lbs at weigh-in. Market steers must weigh between 1,050 and 1,400 lbs, after shrink, at show time. All others will be sifted. Participants will need to pay \$5.00 for every beef tagged.



**HOGS** Tagging will be **Saturday, May 15th, 8:00-9:30 am at the Sevier County Fairgrounds.** Recommended hog weights will be from 50-100 lbs at tagging. Market hogs must be between 220-280 lbs at show time. Hogs exceeding 280 lbs may be shown, but the participant will only be paid for 280 lbs. Participants will need to pay \$5.00 for every hog tagged. Hog worming shots will also be available.



**LAMBS** Tagging will be **Saturday, May 15th 8:00-9:30 am at the Sevier County Fairgrounds.** Recommended lamb weights will be from 40-75 lbs at tagging. Market lambs should be between 100-150 lbs, after shrink, at show time. Lambs exceeding 150 lbs may be shown, but the participant will only be paid for 150 lbs. Participants will need to pay \$5.00 for every lamb tagged. All ewe lambs must have a scrapie tag at show time and are recommended to have a scrapie tag at weigh-in.

**CHANGES:** Exhibits will need to pay \$5.00 for every animal tagged, on the tagging date. Fees collected will be used for college scholarships. Exhibitors must submit an entry application form postmarked on or before June 11, 2010 to enter the show. Make sure and pick up the application form at tagging. Exhibitors may show two beef or one beef and one small animal or three animals with a maximum of two animals in any one species. **At the auction, exhibitors will only be able to sell one (1) animal per species.** All grand, reserve and county champions must be sold. Animals not sold at the auction may be floored and sent to the packer.

If you are showing your animals as a 4-H project, please stop by the USU Extension Office and pick up an enrollment form. A \$5.00 enrollment fee per year is required for insurance coverage.

It is important to remember that you are raising and feeding market class animals, and we need to maintain that standard in order for the market to continue to buy our stock show animals. If you need a feeding plan for your animal projects, Kim Chapman has offered to help. You may reach him during office hours at 435-893-0474.

If you have any further questions or concerns, you may contact Kim Chapman at the 4-H Office, FFA Advisors at your high schools, or one of the following committee members: Scott Christensen, Lamb Chairman; Curt Smith, Hog Chairman; Keith Hampton, Beef Chairman, or Lynette Robinson, President. Good luck to you in your livestock projects. We hope you find enjoyment in your success!

### 4-H Horse News

#### Horse Show Dates

June 17 - Blackhawk Registration 5 pm  
 June 26 - Sigurd Registration 9 am  
 July 15 - Blackhawk Reg. 5 pm  
 July 29 - Blackhawk Reg. 5 pm  
 August 14 - Richfield Reg. 8 am

#### Other dates to mark on your calendar

May 28 - last day to register for county contests  
 June 2 - County contests for all horse demonstrations, illustrated talks, and Horse public speaking  
 July 12-14 - State 4-H Contests (9 - 12 graders)  
 Sept. 16-18 - State 4-H Horse Show

### Horse Show 101

How do I make sure I get a helmet that fits properly? What is an Achievement Award and 4-H Olympics? If you need answers to any of these questions or others, then we hope you will join us April 28 at 7 pm in Salina at the Blackhawk



Arena. We will have someone show us how to get the right helmet and hopefully have some helmets available to purchase. We will also go over what you and your horse need to be ready for a horse show from what to wear to the events you can compete in.

-Heather Bosh, 4-H Horse Assistant

# FCS News

Rebecca Mills, FCS Agent



Volume 1 Issue 2

April 2010

## Focus Group Meeting Planned

A Focus Group meeting has been scheduled for Tuesday, April 13<sup>th</sup> at 5:30 pm at the Sevier County Extension Office, 250 N. Main, Richfield. The goal of the Focus Group is to help Rebecca identify issues and needs in Sevier County communities that may be served by Family and Consumer Science related programming.

The key issues identified in this Focus Group meeting will be the driving force in the educational efforts that happen over the next 1-2 years.

From members of the Focus Group and/or other interested individuals, an Advisory Council will be formed to meet 2-3 times per year and provide feedback and evaluation of the programming, targeting the key issues identified. All are welcome and invited to attend the Focus Group meeting. If you are unable to attend but would like to provide input, please call Rebecca at 893-0470 or email her at [rebecca.mills@usu.edu](mailto:rebecca.mills@usu.edu).

## Time for Spring Cleaning!

It's that time of year again! It's time to shake off the dust of winter and get ready for warmer weather. Aren't you glad we no longer have to wash the coal dust off of the walls like the homemakers of days gone by? Today there are so many options and concoctions to help our homes sparkle, but did you know you don't have to go out and buy all those expensive products to have a clean home? Keep reading to find out how you can find affordable and effective cleaning products among the items you most likely already have in your pantry.

The following are items that are often included in homemade cleaning product recipes: ammonia, vinegar, baking soda, washing soda, whiting, mineral spirits, boiled linseed oil, and soap jelly. Often these products can be found at grocery, paint, drug or hardware stores. **REMEMBER:** Never mix chlorine bleach (or any cleaner with chlorine as an ingredient) with ammonia or any other cleaner as toxic fumes and reactions may occur.

There are many recipes available for home-care products from general cleaners, to window cleaners, furniture polish, dish sanitizer, drain cleaners and on and on. To get you started, try these recipes for the General Household Cleaner and the Everyday Window Cleaner then search the articles listed below to try some of the many other options out there. Have fun and happy Spring cleaning!



### General Household Cleaner

2 Tablespoons Ammonia  
2 Tablespoons liquid dish soap  
1 Quart Water

Mix ingredients & pour into container and label. Spray or sponger cleaner on surface & wipe off with soft cloth or paper towel.

### Everyday Window Cleaner

2 Tablespoons Vinegar  
1 Quart warm water

Mix ingredients. Pout into container & label. Wipe off with non-colored crumbled newspaper or paper towels.

Sources: "Making a House a Home: Clean and Organized" found at [http://extension.usu.edu/files/publications/publication/pub\\_3176620.pdf](http://extension.usu.edu/files/publications/publication/pub_3176620.pdf); "Housecleaning on a 'Shoestring'" by Marilyn Noyes, PhD, Family Resource Management Specialist, USU found at [http://extension.usu.edu/files/publications/publication/FL\\_183.pdf](http://extension.usu.edu/files/publications/publication/FL_183.pdf)

*\*\*For more great information you can browse all types of Utah State University Extension publications online at <http://extension.usu.edu/htm/publications>*

## Upcoming Events

- Focus Group Meeting, April 13

## A Note from Rebecca...

With this newsletter, I'm celebrating the beginning of my 3<sup>rd</sup> month here in Sevier County. Things have been going well and people have been welcoming and friendly. I'm spending time learning how the 4-H program runs and what resources are available in our communities and around the state for programming relating to families and consumers. I'm excited to learn new things and share those resources with all of you. Check out the items on this page for important information on upcoming events and resources available to you. Have a great day! ~Rebecca

# Field Crops & Gardens

Jody A. Gale, Plant Scientist

Utah State  
UNIVERSITY

COOPERATIVE  
extension

Volume 1 Issue 2

April 2010

## Spring Lawn Care

Believe it or not its spring in Sevier Valley! One week its snowy, the next it's like summer and somewhere in between a few days actually feel like spring, and then there has been the wind. This winter has

been especially snowy and long. It has reminded me of long Cache Valley winters.

Lawns typically look pretty tough as winter snow melts away. Most homeowners

look longingly for the first few blades of green grass. As lawns break dormancy, new blades of grass are outnumbered by the dead ones. A good fall lawn care practice is to leave the mower height at about 3/4 the full height. For the first mowing in the spring, set the height at a about 1/3 the mower height. A full width cut of the mower can really put a work load on the engine, so only take a half width pass. Bag or rake the bleached out clippings from lawn and add them to your compost pile.

Most lawns in Utah consist of various varieties of cool season grasses. These grasses grow the best during the cooler weather of spring and early fall. They require periodic fertilizer applications to keep them healthy and looking good.

Lawns should be fertilized three times a year, mid-March, mid-May and late August or early September, when most of the heat of the summer is past. Apply 1-1/2 lbs of actual N/1000 sq ft. of lawn. This is about 5-7 lbs. of 21-0-0 fertilizer per or 4-6 lbs of 25-5-10 per 1,000 sq ft. of lawn. For more information about what the numbers on a fertilizer bag mean, see the next article titled Fertilizers and Soil Testing. I recommend applying a "complete" fertilizer like 25-5-10 (some of all three numbers) that

has some phosphorus (middle number) and potassium (last number) or the first application of the season.

Many weed and feed products are also complete fertilizers. Remember to always read, understand and follow the directions on the label when applying any fertilizer or pesticide.

To assure even application and to reduce fertilizer streaking in the lawn, apply 1/2 the application amount going one direction, and the other 1/2 in a perpendicular direction. The fertilizer should then be incorporated by about 1/2-1" of water equivalent from snow, rain or irrigation water. Grasses are heavy feeders of nitrogen and do not require very much phosphorus or potassium. Nitrogen stimulates vigorous green growth and within a few days new green grass blades will outnumber the dead ones.

Don't forget to raise the cutting height of your mower back to at least the middle setting the next time you cut the grass.

Power raking is not recommended because it causes extensive damage to the grass crowns and does not promote a healthy lawn. It is recommended to dethatch lawns, which is a rare occurrence. Our desert climate, good fertilization and irrigation prevent thatch buildup. A practice that is recommended and is very beneficial to lawns and the soils they grow in is aeration. Aerators take numerous small plugs of grass sod and soil out of the lawn. This reduces soil compaction, improves penetration of water fertilizer and increased oxygenation of the soil. When hot weather starts in late June, raise the cutting height of the mower back to the highest setting. I know that lawns look nicer when cut short and are neatly trimmed, but it won't be nearly as hard to keep the lawn watered and avoid slightly dry spots. Go back to a middle mower setting in late August or early September after the weather has started to cool.



### Upcoming Events

- Pesticide Disposal, May 1—June 17

### Inside this Issue:

<b>Understanding Fertilizers</b>	<b>Pg. 2</b>
<b>Fertilizers and Soil Testing</b>	<b>Pg. 2</b>
<b>Ditch Bank Asparagus May be Hazardous</b>	<b>Pg. 2</b>
<b>Pesticide Disposal</b>	<b>Pg. 2</b>
<b>Tree Butchers at Work</b>	<b>Pg. 3</b>
<b>Trees</b>	<b>Pg. 3</b>

## Understanding Fertilizers

All fertilizer containers have at least three numbers listing the percent nutrient concentration of the fertilizer offered for sale. This labeling is called the "Fertilizer Guarantee". Lets use an example of a relatively common lawn type fertilizer that is labeled as 25-5-10. The first number (25) is the percent nitrogen. The second number (5) is the percent phosphorus in the form of  $P_2O_5$ , and the third number (10) is the percent potassium in the form of  $K_2O$ . In the previous article about spring lawn care, I described needing to apply about 1-11/2 lbs of "actual" nitrogen/1000sq.ft. In order to figure out how much bagged nitrogen you need to apply you have to do a little math. Remember that the pounds of fertilizer in the bag in this particular example is 25% "actual" nitrogen. So if you need to apply 1-11/2 lbs of 25-5-10 you are only applying 25% of what your lawn actually needs. If you divide 1 lb by .25(25%) then it converts the number up to 4 lbs of 25-5-10 you actually need to apply for the minimum recommended rate and that would be 6 lbs for the maximum rate.



## Fertilizers and Soil Testing

Farmers, ranchers, homeowners and gardeners should periodically have your soils tested for nutrient and salinity content. This is particularly important because of how expensive fertilizers are and for the potential of over application or under utilization leading to water and soil pollution.

Nitrogen is an element that readily dissolves in water and promotes vigorous plant growth of corn, small grains, lawns and gardens. Over-watering can readily wash or leach excessive nitrogen in the nitrate form into streams or deep into the soil contaminate underground aquifers. Phosphorus does not move with water and excessive levels cannot be removed from soil. Potassium is usually found in abundance in most Utah soils, but Sevier Valley has a soil type that is deficient. Because of it's nature potassium is not a pollutant in soils or water. Utah State University has a soils laboratory that can analyze your soils for phosphorus, potassium and other soil properties. When you consider how much fertilizers costs, spending a mere \$14 on a soil test is the best money anyone can spend, because it gives you the right information on what and how much fertilizers (both commercial and organic) to apply for adequate plant growth. We have a soil sampling probe that can be borrowed, and we will show you how to collect the sample, prepare the form, and we will provide you with a small addressed shipping box to submit your soil.


## Ditch Bank Asparagus May be Hazardous to Your Health

As the weather warms, asparagus along streams and ditch banks begins to grow. Many of us look forward to gathering and enjoy this great vegetable every spring. Asparagus is a real treat and the annual ritual of the harvest provides hours of enjoyment in pleasant spring weather. However, be careful and only harvest asparagus that has been treated properly.

Farmers spray many ditch banks with pesticides to control weeds and insects common in many non-edible crops such as alfalfa. This may inadvertently include the asparagus growing on the edges of fields and ditches. Farmers don't do this out of meanness. They are growing alfalfa, barley and other field crops, not asparagus. Asparagus is usually in such small amounts, it is in the way and cannot be given special treatment as an edible crop.

The pesticides used to control weeds and insects along these private ditches are intended to be used on field crops, not edible crops. Pesticides not intended for use on edible crops can be dangerous if consumed. Some pesticides being applied are called "systematic" and are absorbed inside the plant and cannot be washed off with water or cooked out of food.

Some farmers go out of their way to skip patches of asparagus when applying pesticides. Many of them don't mind letting people harvest it, but **always ask for permission, and ask if it has been sprayed before you pick.**



## Pesticide Disposal

The Utah Department of Agriculture and Food (UDAF) is hosting a FREE, voluntary pesticide disposal program. Residents are requested to bring unwanted pesticides to a designated location. Licensed hazardous waste disposal companies, under contract with the state, will pick up the pesticides and destroy them. Individuals who bring in pesticides are protected from any risk of cost or penalty. All types of pesticides are eligible for disposal. No record of your name is kept after the collection.


Pesticide disposal for the Sevier County area will begin May 1 and run through June 17, 2010. You may drop off your pesticides at IFA, 448 E 100 S, Richfield.

If you have questions or concerns, please call Roger Brian, UDAF Compliance Specialist, at 435-893-0476, or you may visit the following website:

<http://ag.utah.gov/divisions/plant/pesticide/documents/unwantedpesticide2010.pdf>.

## Tree Butchers at Work

I have noticed the annual ritual of butchering trees around Sevier Valley. Its probably just a manhood thing. As the snow melts and we emerge from hibernation there is desire to butcher a tree. Just like other instinct based behaviors, there is this insatiable desire to fire-up a chain saw, make some sawdust and watch a big tree fall. By September that desire is long since satisfied and there is little ambition left to cut and split some firewood for a useful purpose.



Tree butchering is characterized by whacking up a big tree by making a few large cuts with a chain saw where many cuts with loppers or other small pruning was in order. The tree butchering instinct can be a year round disease, but is particularly bad in the spring. Topping and butchering a trees is worse than doing nothing at all. Topping and improper trimming greatly increases the trees susceptibility to disease. It also

causes very vigorous new shoot growth called water sprouts. The wood cells in this type of growth are large and weak, which makes the tree more susceptible to wind damage and makes a lot more work to clean up the mess on the lawn.

I do understand the factors that lead to a good whack job. They include not knowing what the structure of a particular species of tree is supposed to look like, not knowing how to prune, and not doing needed annual hand pruning maintenance. Most of us men don't want to admit being lost by asking questions, and so it is with caring for trees. Just save some time and grief and admit it by asking some questions and doing a little bit of homework. Call our office, look up a publication or two on our web site. It's not that tough to learn. It's also not an insult to manhood to hire a professional tree care provider to do the work for you. It's kind of like having your truck worked on, it might cost a

bundle, but it will likely get done and perform respectfully.

Do be aware that there are "pretend" professional tree care businesses around. They might have a nice looking truck complete with a cherry picker, rack of chain saws, and a business label. The truck is likely to be pulling a very manly chipper, but that does not qualify them to be arborist. The right question to ask (just before the one about the price) is for evidence of being an "arborist".

If you do need to satisfy the urge use the "double cut" technique that will significantly reduce damage to the tree when removing large limbs. This is done by making a cut 1/4 of the way through the limb, beginning on the bottom side of the limb and several inches out from the trunk. Next, cut the limb through from the top and slightly beyond the lower cut so that when the limb falls, it will not tear the bark down the trunk. Once the weight is removed, cut the limb stump off close to the trunk to enable healing.

Using proper pruning techniques, tree height can be shortened. This is accomplished by removing the upper portion of limbs growing vertically back to a lateral branch. Care should be taken not to remove too many limbs, which can cause excessive, weak growth the following year.

## Trees

March through mid-April is the best time of year to plant trees and shrubs. This allows them to establish roots for nutrient uptake before hot weather stresses in late spring and summer. Established trees, both fruit and ornamental, should be fertilized now. Fertilizing too late in the spring or summer often leads to winter damage of new growth. Stop by the office for fact sheets recommending amounts based on size and age.



# Livestock News

C. Kim Chapman, Animal Scientist

**Utah State**  
UNIVERSITY

**COOPERATIVE**  
**extension**

Volume 1 Issue 2

April 2010

## Keeping Sevier Agriculture Safe and Secure!

Have you ever wondered what would happen if a foreign animal disease such as Foot and Mouth Disease were discovered in a beef cow at Producers? Ever think about what kind of impact this one event could have on the economies of Sevier, Wayne, Sanpete, Millard and Piute counties? These types of questions are concerns that emergency planners have to think about on nearly a daily basis. Yet how prepared are we in Sevier County for an agricultural emergency? The short answer is, "Not Very"!

A workshop that I am helping bring to Sevier County is designed to correct that. The workshop is entitled, "Strengthening Community Agro-security Planning" (S-CAP) and is designed to help our county emergency planners/responders be prepared to address an agricultural emergency, should one occur. This will help them be prepared and have a plan in place to help reduce the impact if something like the scenario I suggested above were to occur.

You might ask why this has come up. Well, the answer has two parts. First, there are bad people out there who would like to make trouble for those of us in agriculture. Some of these folks are foreign terrorists who would like to use a variety of diseases as weapons to damage consumer confidence and impact the U.S. financially (even more than Congress is already damaging the economy ☹). There are also home-grown terrorists that are known by a variety of names such as eco-terrorists, enviro-terrorists, etc., that are looking to cause harm to American agriculture since it doesn't agree with their mantras. Additionally, since we have a major Interstate highway going through the middle of our county, there is a certain amount of risk associated with trucks carrying hazardous materials which could crash and cause

problems to both animals and crops adjacent to I-70.

The second reason we are holding these workshops is that a few years ago, the State Department of Homeland Security did a study which showed that most counties in Utah are not prepared to handle an agricultural emergency if one occurred. Even though most of us out in the rural counties are around agriculture all the time, we haven't taken the time to plan how we would handle an emergency that impacts agriculture.

With all this in mind, USU Extension, and the Utah Department of Agriculture and Food, working with the Local Emergency Planning Committee in Sevier County, is sponsoring this S-CAP workshop. The workshop is a one and a half day event that will be held on April 27-28, 2010 in the Training Room (20-24) in the SE corner of the basement in the Sevier County Administration Building. The workshop is designed to help county officials develop an "Agricultural Annex" to add to the County's "All Hazards Plan".

I know how busy spring is for ag producers. However, I also feel it is extremely important for ag to have a voice in the planning process. Thus, I am inviting any of you who can and would like to attend the event to please take the time to do so. Space will be limited, so reserve your seat early by calling Cori Brown at (435-893-0470) or sending her an e-mail at [cori.brown@usu.edu](mailto:cori.brown@usu.edu).

If you would like more information or just have questions about what we will be doing at the workshop, feel free to call me and visit about it 435-893-0474. I hope you can come and provide your input into this critical planning process.

Until next time...Cheers!

### Upcoming Events

- AZ/UT Range Livestock Workshop & Tour, April 6-8
- Agro-Security Planning Workshop, April 27-28

### Inside this Issue:

**UBIA Bull Test a Resounding Success!** Pg. 2

**AZ/UT Range Livestock Workshop** Pg. 3

## 38th Annual UBIA Performance Bull Test Sale a Resounding Success!

A beautiful spring day greeted buyers who travelled to Producers Livestock Auction in Salina, Utah on Saturday, March 20, 2010 to fill their seedstock needs at the 38<sup>th</sup> annual Utah Beef Improvement Association Performance Bull Test Sale. The top-performing bulls from six different breeds were offered for sale by some thirty purebred producers from throughout Utah, Idaho, Wyoming, Colorado and Nevada.

The sale average for the 118 bulls sold was \$2,590.68. The Red Angus lead the breed averages with an average of \$3,025.00, followed by Gelbvieh at \$2,680.00, Black Angus at \$2,610.96, Simmental at \$2,458.33, Hereford at \$2,444.44 and Charolais at \$1,733.33. Sale prices ranged from \$1,500.00 to \$4,500.00 across all breeds.

Top-selling bulls within each breed were:

- Crozier Angus – Neola, Utah, Jr. Angus #15 sold to Chad Richard for \$4,500.00.
- Bastian Red Angus – Neola, Utah, Jr. Red Angus #135 sold to R.C. Hacking Co. of Vernal, Utah for \$4,200.00.
- Lyman Livestock – Salem, Utah, Jr. Simmental #179 sold to Alden Robinson of Fillmore, Utah for \$3,750.00.
- Adams Angus – Brigham City, Utah, Sr. Angus #197 sold to Salt Wells Cattle Co. of Brigham City, Utah for \$3,500.00.
- Johnson's Bear River Gelbvieh – Tremonton, Utah, Jr. Gelbvieh #11 sold to TN Ranching of Price, Utah for \$3,100.00.
- Doug Hall Registered Herefords – Fruita, Colorado, Jr. Hereford #125 sold to Blake Garrett of Nephi, Utah for \$3,000.00.
- H.B. Company – Mt. Pleasant, Utah, Jr. Charolais #5 sold to Scott Miller of Manti, Utah for \$1,900.00.
- Also recognized prior to the sale was Jay Rinderknecht of Paradise, Utah who received the 2009 Utah Seedstock Producer of the Year award.



The members of the Utah Beef Improvement Association would like to thank all those who expressed interest in and attended this year's bull test sale. We sincerely hope the bulls you purchased will increase the productivity and quality of next year's calf crop. For more information about the UBIA or to become a member log on to [www.ubiabulls.com](http://www.ubiabulls.com).

**Mark your calendar for the 32nd Annual**

AZ/UT

# 2010 Range Livestock Workshop and Tour

*Organized by:  
Utah State University and  
University of Arizona  
Cooperative Extension,  
Bureau of Land Management,  
Natural Resources  
Conservation Service, USDA  
Forest Service, Kane County,  
Fredonia and Hurricane/  
Littlefield Conservation  
Districts, local ranchers and  
sponsors.*



**For more information contact your  
local Extension office or one of the  
following:**

**Rob Grumbles, 928-753-3788**

grumbles@ag.arizona.edu

**Kevin Heaton, 435-676-1117**

kevin.heaton@usu.edu

**Chad Reid, 435-586-8132**

chad.reid@usu.edu

**Kyle Spencer, 928-643-7062**

kyle.spencer@az.usda.gov

**April 6** – 8:00 am, Frontier Movie  
Town, 297 West Center,  
Kanab ,UT

**April 7** – 8:00 am, Washington  
County Fair Grounds,  
Hurricane, UT

**April 8** – Tour: AZ Strip

## **Workshop topics include:**

- ◆ Grazing System Management
- ◆ Cedar Mountain Grazing Study
- ◆ AZ Strip Grazing Study
- ◆ New Grasses for Rangelands
- ◆ Atkin Ranch History and Cattle Management
- ◆ Livestock Marketing
- ◆ Range Heifer Development
- ◆ UT/AZ Health Requirements

**Tour will be on the AZ Strip  
highlighting the Atkin Ranch.**

***Don't miss out on the door prizes.....***

*Savage Rifle w/ scope, dutch ovens, feed supplements, knives, and more!!!*